



LIFE, AND ACCIDENT AND HEALTH COMPANIES/FRATERNAL BENEFIT SOCIETIES - ASSOCIATION EDITION

ANNUAL STATEMENT

FOR THE YEAR ENDED DECEMBER 31, 2022
OF THE CONDITION AND AFFAIRS OF THE

AMERICAN MATURITY LIFE INSURANCE COMPANY

NAIC Group Code 4926 (Current) 4926 (Prior) NAIC Company Code 81213 Employer's ID Number 06-1422508

Organized under the Laws of Connecticut, State of Domicile or Port of Entry CT

Country of Domicile United States of America

Licensed as business type: Life, Accident and Health [X] Fraternal Benefit Societies []

Incorporated/Organized 10/24/1972 Commenced Business 03/27/1973

Statutory Home Office 1 Griffin Road N Windsor, CT, US 06095-1512
(Street and Number) (City or Town, State, Country and Zip Code)

Main Administrative Office 1 Griffin Road N Windsor, CT, US 06095-1512
(Street and Number) (City or Town, State, Country and Zip Code)
800-862-6668 (Area Code) (Telephone Number)

Mail Address 1 Griffin Road N Windsor, CT, US 06095-1512
(Street and Number or P.O. Box) (City or Town, State, Country and Zip Code)

Primary Location of Books and Records 1 Griffin Road N Windsor, CT, US 06095-1512
(Street and Number) (City or Town, State, Country and Zip Code)
800-862-6668 (Area Code) (Telephone Number)

Internet Website Address www.talcottresolution.com

Statutory Statement Contact Andrew G. Helming 860-791-0166
(Name) (Area Code) (Telephone Number)
Statement.questions@talcottresolution.com 860-624-0444
(E-mail Address) (FAX Number)

OFFICERS

Interim Co-President, Chief Legal Officer and Chief Compliance Officer Lisa Michelle Proch # VP and Controller Michael Robert Hazel
Interim Co-President and Chief Financial Officer Robert Raymond Siracusa # AVP and Treasurer Jeremy Matthew Billiel

OTHER

Christopher Benedict Cramer, SVP and Corporate Secretary
Zengdi Zhuang, AVP and Appointed Actuary

DIRECTORS OR TRUSTEES

Peter Francis Sannizzaro Matthew James Poznar Robert Raymond Siracusa

State of Connecticut SS
County of Hartford

The officers of this reporting entity being duly sworn, each depose and say that they are the described officers of said reporting entity, and that on the reporting period stated above, all of the herein described assets were the absolute property of the said reporting entity, free and clear from any liens or claims thereon, except as herein stated, and that this statement, together with related exhibits, schedules and explanations therein contained, annexed or referred to, is a full and true statement of all the assets and liabilities and of the condition and affairs of the said reporting entity as of the reporting period stated above, and of its income and deductions therefrom for the period ended, and have been completed in accordance with the NAIC Annual Statement Instructions and Accounting Practices and Procedures manual except to the extent that: (1) state law may differ; or, (2) that state rules or regulations require differences in reporting not related to accounting practices and procedures, according to the best of their information, knowledge and belief, respectively. Furthermore, the scope of this attestation by the described officers also includes the related corresponding electronic filing with the NAIC, when required, that is an exact copy (except for formatting differences due to electronic filing) of the enclosed statement. The electronic filing may be requested by various regulators in lieu of or in addition to the enclosed statement.

Signatures of Robert R. Siracusa, Michael R. Hazel, and Christopher B. Cramer with titles: Interim Co-President and Chief Financial Officer, Vice President and Controller, Senior Vice President and Corporate Secretary

Subscribed and sworn to before me this 31 day of January 2023

- a. Is this an original filing? Yes [X] No []
b. If no,
1. State the amendment number.....
2. Date filed
3. Number of pages attached.....

Signature of Sandra D. Mangeri

8/31/2023

SANDRA D. MANGERI
NOTARY PUBLIC
MY COMMISSION EXPIRES AUG. 31, 2023

ANNUAL STATEMENT FOR THE YEAR 2022 OF THE American Maturity Life Insurance Company

ASSETS

	Current Year			Prior Year
	1 Assets	2 Nonadmitted Assets	3 Net Admitted Assets (Cols. 1 - 2)	4 Net Admitted Assets
1. Bonds (Schedule D)	50,500,327		50,500,327	46,657,819
2. Stocks (Schedule D):				
2.1 Preferred stocks				
2.2 Common stocks				
3. Mortgage loans on real estate (Schedule B):				
3.1 First liens				
3.2 Other than first liens				
4. Real estate (Schedule A):				
4.1 Properties occupied by the company (less \$				
encumbrances)				
4.2 Properties held for the production of income (less				
\$				
encumbrances)				
4.3 Properties held for sale (less \$				
encumbrances)				
5. Cash (\$	1,119,662		1,119,662	4,571,604
(\$				
, Schedule E - Part 2) and short-term				
investments (\$				
, Schedule DA)				
6. Contract loans (including \$				
premium notes)				
7. Derivatives (Schedule DB)				
8. Other invested assets (Schedule BA)				
9. Receivables for securities				
10. Securities lending reinvested collateral assets (Schedule DL)				
11. Aggregate write-ins for invested assets				
12. Subtotals, cash and invested assets (Lines 1 to 11)	51,619,989		51,619,989	51,229,423
13. Title plants less \$				
charged off (for Title insurers				
only)				
14. Investment income due and accrued	91,327		91,327	80,339
15. Premiums and considerations:				
15.1 Uncollected premiums and agents' balances in the course of collection				
15.2 Deferred premiums, agents' balances and installments booked but				
deferred and not yet due (including \$				
earned but unbilled premiums)				
15.3 Accrued retrospective premiums (\$				
) and				
contracts subject to redetermination (\$				
)				
16. Reinsurance:				
16.1 Amounts recoverable from reinsurers				
16.2 Funds held by or deposited with reinsured companies				
16.3 Other amounts receivable under reinsurance contracts	1,348		1,348	
17. Amounts receivable relating to uninsured plans				
18.1 Current federal and foreign income tax recoverable and interest thereon				61,283
18.2 Net deferred tax asset	120,506	63,458	57,048	63,442
19. Guaranty funds receivable or on deposit				
20. Electronic data processing equipment and software				
21. Furniture and equipment, including health care delivery assets				
(\$				
)				
22. Net adjustment in assets and liabilities due to foreign exchange rates				
23. Receivables from parent, subsidiaries and affiliates				
24. Health care (\$				
) and other amounts receivable				
25. Aggregate write-ins for other than invested assets	6,807	6,807		
26. Total assets excluding Separate Accounts, Segregated Accounts and	51,839,977	70,265	51,769,712	51,434,487
Protected Cell Accounts (Lines 12 to 25)				
27. From Separate Accounts, Segregated Accounts and Protected Cell	12,514,302		12,514,302	16,656,443
Accounts				
28. Total (Lines 26 and 27)	64,354,279	70,265	64,284,014	68,090,930
DETAILS OF WRITE-INS				
1101.				
1102.				
1103.				
1198. Summary of remaining write-ins for Line 11 from overflow page				
1199. Totals (Lines 1101 thru 1103 plus 1198)(Line 11 above)				
2501. Interest Maintenance Reserve	6,807	6,807		
2502.				
2503.				
2598. Summary of remaining write-ins for Line 25 from overflow page				
2599. Totals (Lines 2501 thru 2503 plus 2598)(Line 25 above)	6,807	6,807		

ANNUAL STATEMENT FOR THE YEAR 2022 OF THE American Maturity Life Insurance Company

LIABILITIES, SURPLUS AND OTHER FUNDS

	1 Current Year	2 Prior Year
1. Aggregate reserve for life contracts \$547,453 (Exh. 5, Line 999999) less \$ included in Line 6.3 (including \$ Modco Reserve)	547,453	543,690
2. Aggregate reserve for accident and health contracts (including \$ Modco Reserve)		
3. Liability for deposit-type contracts (Exhibit 7, Line 14, Col. 1) (including \$ Modco Reserve)		
4. Contract claims:		
4.1 Life (Exhibit 8, Part 1, Line 4.4, Col. 1 less sum of Cols. 9, 10 and 11)		
4.2 Accident and health (Exhibit 8, Part 1, Line 4.4, sum of Cols. 9, 10 and 11)		
5. Policyholders' dividends/refunds to members \$ and coupons \$ due and unpaid (Exhibit 4, Line 10)		
6. Provision for policyholders' dividends, refunds to members and coupons payable in following calendar year - estimated amounts:		
6.1 Policyholders' dividends and refunds to members apportioned for payment (including \$ Modco)		
6.2 Policyholders' dividends and refunds to members not yet apportioned (including \$ Modco) ...		
6.3 Coupons and similar benefits (including \$ Modco)		
7. Amount provisionally held for deferred dividend policies not included in Line 6		
8. Premiums and annuity considerations for life and accident and health contracts received in advance less \$ discount; including \$ accident and health premiums (Exhibit 1, Part 1, Col. 1, sum of lines 4 and 14)		
9. Contract liabilities not included elsewhere:		
9.1 Surrender values on canceled contracts		
9.2 Provision for experience rating refunds, including the liability of \$ accident and health experience rating refunds of which \$ is for medical loss ratio rebate per the Public Health Service Act		
9.3 Other amounts payable on reinsurance, including \$ assumed and \$ ceded		910
9.4 Interest maintenance reserve (IMR, Line 6)		4,711
10. Commissions to agents due or accrued-life and annuity contracts \$ accident and health \$ and deposit-type contract funds \$		
11. Commissions and expense allowances payable on reinsurance assumed		
12. General expenses due or accrued (Exhibit 2, Line 12, Col. 7)	1,640	
13. Transfers to Separate Accounts due or accrued (net) (including \$ (34,038) accrued for expense allowances recognized in reserves, net of reinsured allowances)	(144,641)	14,657
14. Taxes, licenses and fees due or accrued, excluding federal income taxes (Exhibit 3, Line 9, Col. 6)		
15.1 Current federal and foreign income taxes, including \$ on realized capital gains (losses)	30,376	
15.2 Net deferred tax liability		
16. Unearned investment income		
17. Amounts withheld or retained by reporting entity as agent or trustee		
18. Amounts held for agents' account, including \$ agents' credit balances		
19. Remittances and items not allocated	1,915	8,569
20. Net adjustment in assets and liabilities due to foreign exchange rates		
21. Liability for benefits for employees and agents if not included above		
22. Borrowed money \$ and interest thereon \$		
23. Dividends to stockholders declared and unpaid		
24. Miscellaneous liabilities:		
24.01 Asset valuation reserve (AVR, Line 16, Col. 7)		
24.02 Reinsurance in unauthorized and certified (\$) companies		
24.03 Funds held under reinsurance treaties with unauthorized and certified (\$) reinsurers		
24.04 Payable to parent, subsidiaries and affiliates	20,688	112,956
24.05 Drafts outstanding		
24.06 Liability for amounts held under uninsured plans		
24.07 Funds held under coinsurance		
24.08 Derivatives		
24.09 Payable for securities		
24.10 Payable for securities lending		
24.11 Capital notes \$ and interest thereon \$		
25. Aggregate write-ins for liabilities		
26. Total liabilities excluding Separate Accounts business (Lines 1 to 25)	457,431	685,493
27. From Separate Accounts Statement	12,514,302	16,656,443
28. Total liabilities (Lines 26 and 27)	12,971,733	17,341,936
29. Common capital stock	2,500,000	2,500,000
30. Preferred capital stock		
31. Aggregate write-ins for other than special surplus funds		
32. Surplus notes		
33. Gross paid in and contributed surplus (Page 3, Line 33, Col. 2 plus Page 4, Line 51.1, Col. 1)	57,481,154	57,481,154
34. Aggregate write-ins for special surplus funds		
35. Unassigned funds (surplus)	(8,668,873)	(9,232,160)
36. Less treasury stock, at cost:		
36.1 shares common (value included in Line 29 \$)		
36.2 shares preferred (value included in Line 30 \$)		
37. Surplus (Total Lines 31+32+33+34+35-36) (including \$ in Separate Accounts Statement)	48,812,281	48,248,994
38. Totals of Lines 29, 30 and 37 (Page 4, Line 55)	51,312,281	50,748,994
39. Totals of Lines 28 and 38 (Page 2, Line 28, Col. 3)	64,284,014	68,090,930
DETAILS OF WRITE-INS		
2501.		
2502.		
2503.		
2598. Summary of remaining write-ins for Line 25 from overflow page		
2599. Totals (Lines 2501 thru 2503 plus 2598)(Line 25 above)		
3101.		
3102.		
3103.		
3198. Summary of remaining write-ins for Line 31 from overflow page		
3199. Totals (Lines 3101 thru 3103 plus 3198)(Line 31 above)		
3401.		
3402.		
3403.		
3498. Summary of remaining write-ins for Line 34 from overflow page		
3499. Totals (Lines 3401 thru 3403 plus 3498)(Line 34 above)		

ANNUAL STATEMENT FOR THE YEAR 2022 OF THE American Maturity Life Insurance Company

SUMMARY OF OPERATIONS

	1 Current Year	2 Prior Year
1. Premiums and annuity considerations for life and accident and health contracts (Exhibit 1, Part 1, Line 20.4, Col. 1, less Col. 11)	3,608	4,200
2. Considerations for supplementary contracts with life contingencies		
3. Net investment income (Exhibit of Net Investment Income, Line 17)	727,862	514,241
4. Amortization of Interest Maintenance Reserve (IMR, Line 5)	722	62,341
5. Separate Accounts net gain from operations excluding unrealized gains or losses		
6. Commissions and expense allowances on reinsurance ceded (Exhibit 1, Part 2, Line 26.1, Col. 1)		
7. Reserve adjustments on reinsurance ceded	(1,341,351)	(781,789)
8. Miscellaneous Income:		
8.1 Income from fees associated with investment management, administration and contract guarantees from Separate Accounts	117,600	135,306
8.2 Charges and fees for deposit-type contracts		
8.3 Aggregate write-ins for miscellaneous income	(8,260)	1,793
9. Total (Lines 1 to 8.3)	(499,819)	(63,908)
10. Death benefits		
11. Matured endowments (excluding guaranteed annual pure endowments)		
12. Annuity benefits (Exhibit 8, Part 2, Line 6.4, Cols. 4 + 8)	5,247	14,484
13. Disability benefits and benefits under accident and health contracts		
14. Coupons, guaranteed annual pure endowments and similar benefits		
15. Surrender benefits and withdrawals for life contracts	204,369	13,751
16. Group conversions		
17. Interest and adjustments on contract or deposit-type contract funds		
18. Payments on supplementary contracts with life contingencies		
19. Increase in aggregate reserves for life and accident and health contracts	3,763	(49,613)
20. Totals (Lines 10 to 19)	213,379	(21,378)
21. Commissions on premiums, annuity considerations, and deposit-type contract funds (direct business only) (Exhibit 1, Part 2, Line 31, Col. 1)		
22. Commissions and expense allowances on reinsurance assumed (Exhibit 1, Part 2, Line 26.2, Col. 1)		
23. General insurance expenses and fraternal expenses (Exhibit 2, Line 10, Cols. 1, 2, 3, 4 and 6)	1,661	2,044
24. Insurance taxes, licenses and fees, excluding federal income taxes (Exhibit 3, Line 7, Cols. 1 + 2 + 3 + 5)	91,157	106,378
25. Increase in loading on deferred and uncollected premiums		
26. Net transfers to or (from) Separate Accounts net of reinsurance	(1,485,803)	(659,301)
27. Aggregate write-ins for deductions	5,258	5,871
28. Totals (Lines 20 to 27)	(1,174,348)	(566,386)
29. Net gain from operations before dividends to policyholders, refunds to members and federal income taxes (Line 9 minus Line 28)	674,529	502,478
30. Dividends to policyholders and refunds to members		
31. Net gain from operations after dividends to policyholders, refunds to members and before federal income taxes (Line 29 minus Line 30)	674,529	502,478
32. Federal and foreign income taxes incurred (excluding tax on capital gains)	96,902	85,513
33. Net gain from operations after dividends to policyholders, refunds to members and federal income taxes and before realized capital gains or (losses) (Line 31 minus Line 32)	577,627	416,965
34. Net realized capital gains (losses) (excluding gains (losses) transferred to the IMR) less capital gains tax of \$	(1,139)	(2,354)
35. Net income (Line 33 plus Line 34)	576,488	414,611
CAPITAL AND SURPLUS ACCOUNT		
36. Capital and surplus, December 31, prior year (Page 3, Line 38, Col. 2)	50,748,994	50,328,899
37. Net income (Line 35)	576,488	414,611
38. Change in net unrealized capital gains (losses) less capital gains tax of \$		
39. Change in net unrealized foreign exchange capital gain (loss)		
40. Change in net deferred income tax	(43,459)	(4,560)
41. Change in nonadmitted assets	30,258	10,044
42. Change in liability for reinsurance in unauthorized and certified companies		
43. Change in reserve on account of change in valuation basis, (increase) or decrease		
44. Change in asset valuation reserve		
45. Change in treasury stock (Page 3, Lines 36.1 and 36.2, Col. 2 minus Col. 1)		
46. Surplus (contributed to) withdrawn from Separate Accounts during period		
47. Other changes in surplus in Separate Accounts Statement		
48. Change in surplus notes		
49. Cumulative effect of changes in accounting principles		
50. Capital changes:		
50.1 Paid in		
50.2 Transferred from surplus (Stock Dividend)		
50.3 Transferred to surplus		
51. Surplus adjustment:		
51.1 Paid in		
51.2 Transferred to capital (Stock Dividend)		
51.3 Transferred from capital		
51.4 Change in surplus as a result of reinsurance		
52. Dividends to stockholders		
53. Aggregate write-ins for gains and losses in surplus		
54. Net change in capital and surplus for the year (Lines 37 through 53)	563,287	420,095
55. Capital and surplus, December 31, current year (Lines 36 + 54) (Page 3, Line 38)	51,312,281	50,748,994
DETAILS OF WRITE-INS		
08.301. Other investment management fees	719	1,470
08.302. Separate Account loads	75	150
08.303. Miscellaneous income	(9,054)	173
08.398. Summary of remaining write-ins for Line 8.3 from overflow page		
08.399. Totals (Lines 08.301 thru 08.303 plus 08.398)(Line 8.3 above)	(8,260)	1,793
2701. Miscellaneous deductions	5,258	5,871
2702.		
2703.		
2798. Summary of remaining write-ins for Line 27 from overflow page		
2799. Totals (Lines 2701 thru 2703 plus 2798)(Line 27 above)	5,258	5,871
5301.		
5302.		
5303.		
5398. Summary of remaining write-ins for Line 53 from overflow page		
5399. Totals (Lines 5301 thru 5303 plus 5398)(Line 53 above)		

ANNUAL STATEMENT FOR THE YEAR 2022 OF THE American Maturity Life Insurance Company

CASH FLOW

	1	2
	Current Year	Prior Year
Cash from Operations		
1. Premiums collected net of reinsurance	2,260	4,200
2. Net investment income	551,605	535,720
3. Miscellaneous income	109,340	137,099
4. Total (Lines 1 through 3)	663,205	677,019
5. Benefit and loss related payments	1,551,877	833,216
6. Net transfers to Separate Accounts, Segregated Accounts and Protected Cell Accounts	(1,326,505)	(662,954)
7. Commissions, expenses paid and aggregate write-ins for deductions	96,436	119,213
8. Dividends paid to policyholders		
9. Federal and foreign income taxes paid (recovered) net of \$ (1,731) tax on capital gains (losses)	3,512	386,112
10. Total (Lines 5 through 9)	325,320	675,587
11. Net cash from operations (Line 4 minus Line 10)	337,885	1,432
Cash from Investments		
12. Proceeds from investments sold, matured or repaid:		
12.1 Bonds	24,906,922	9,316,863
12.2 Stocks		
12.3 Mortgage loans		
12.4 Real estate		
12.5 Other invested assets		
12.6 Net gains or (losses) on cash, cash equivalents and short-term investments		
12.7 Miscellaneous proceeds		
12.8 Total investment proceeds (Lines 12.1 to 12.7)	24,906,922	9,316,863
13. Cost of investments acquired (long-term only):		
13.1 Bonds	28,597,826	8,434,781
13.2 Stocks		
13.3 Mortgage loans		
13.4 Real estate		
13.5 Other invested assets		
13.6 Miscellaneous applications		
13.7 Total investments acquired (Lines 13.1 to 13.6)	28,597,826	8,434,781
14. Net increase (decrease) in contract loans and premium notes		
15. Net cash from investments (Line 12.8 minus Line 13.7 minus Line 14)	(3,690,904)	882,082
Cash from Financing and Miscellaneous Sources		
16. Cash provided (applied):		
16.1 Surplus notes, capital notes		
16.2 Capital and paid in surplus, less treasury stock		
16.3 Borrowed funds		
16.4 Net deposits on deposit-type contracts and other insurance liabilities		
16.5 Dividends to stockholders		
16.6 Other cash provided (applied)	(98,923)	107,542
17. Net cash from financing and miscellaneous sources (Lines 16.1 to 16.4 minus Line 16.5 plus Line 16.6)	(98,923)	107,542
RECONCILIATION OF CASH, CASH EQUIVALENTS AND SHORT-TERM INVESTMENTS		
18. Net change in cash, cash equivalents and short-term investments (Line 11, plus Lines 15 and 17)	(3,451,942)	991,056
19. Cash, cash equivalents and short-term investments:		
19.1 Beginning of year	4,571,604	3,580,548
19.2 End of year (Line 18 plus Line 19.1)	1,119,662	4,571,604

Note: Supplemental disclosures of cash flow information for non-cash transactions:

--	--	--

ANNUAL STATEMENT FOR THE YEAR 2022 OF THE American Maturity Life Insurance Company

ANALYSIS OF OPERATIONS BY LINES OF BUSINESS - SUMMARY

	1	2	3	4	5	6	7	8	9
	Total	Individual Life	Group Life	Individual Annuities	Group Annuities	Accident and Health	Fraternal	Other Lines of Business	YRT Mortality Risk Only
1. Premiums and annuity considerations for life and accident and health contracts	3,608				3,608				
2. Considerations for supplementary contracts with life contingencies		XXX	XXX			XXX	XXX		XXX
3. Net investment income	727,862				727,862				
4. Amortization of Interest Maintenance Reserve (IMR)	722				722				
5. Separate Accounts net gain from operations excluding unrealized gains or losses							XXX		
6. Commissions and expense allowances on reinsurance ceded							XXX		
7. Reserve adjustments on reinsurance ceded	(1,341,351)			59,937	(1,401,288)		XXX		
8. Miscellaneous Income:									
8.1 Income from fees associated with investment management, administration and contract guarantees from Separate Accounts	117,600			823	116,777		XXX		
8.2 Charges and fees for deposit-type contracts						XXX	XXX		
8.3 Aggregate write-ins for miscellaneous income	(8,260)			2,360	(10,620)				
9. Totals (Lines 1 to 8.3)	(499,819)			63,120	(562,939)				
10. Death benefits						XXX	XXX		
11. Matured endowments (excluding guaranteed annual pure endowments)						XXX	XXX		
12. Annuity benefits	5,247	XXX	XXX		5,247	XXX	XXX		XXX
13. Disability benefits and benefits under accident and health contracts							XXX		
14. Coupons, guaranteed annual pure endowments and similar benefits							XXX		
15. Surrender benefits and withdrawals for life contracts	204,369				204,369	XXX	XXX		
16. Group conversions							XXX		
17. Interest and adjustments on contract or deposit-type contract funds							XXX		
18. Payments on supplementary contracts with life contingencies						XXX	XXX		
19. Increase in aggregate reserves for life and accident and health contracts	3,763				3,763		XXX		
20. Totals (Lines 10 to 19)	213,379				213,379		XXX		
21. Commissions on premiums, annuity considerations and deposit-type contract funds (direct business only)									XXX
22. Commissions and expense allowances on reinsurance assumed							XXX		
23. General insurance expenses and fraternal expenses	1,661				1,586			75	
24. Insurance taxes, licenses and fees, excluding federal income taxes	91,157				91,132			25	
25. Increase in loading on deferred and uncollected premiums							XXX		
26. Net transfers to or (from) Separate Accounts net of reinsurance	(1,485,803)			63,120	(1,548,923)		XXX		
27. Aggregate write-ins for deductions	5,258				5,258				
28. Totals (Lines 20 to 27)	(1,174,348)			63,120	(1,237,568)			100	
29. Net gain from operations before dividends to policyholders, refunds to members and federal income taxes (Line 9 minus Line 28)	674,529				674,629			(100)	
30. Dividends to policyholders and refunds to members							XXX		
31. Net gain from operations after dividends to policyholders, refunds to members and before federal income taxes (Line 29 minus Line 30)	674,529				674,629			(100)	
32. Federal income taxes incurred (excluding tax on capital gains)	96,902							96,902	
33. Net gain from operations after dividends to policyholders, refunds to members and federal income taxes and before realized capital gains or (losses) (Line 31 minus Line 32)	577,627				674,629			(97,002)	
34. Policies/certificates in force end of year	501			17	484		XXX		
DETAILS OF WRITE-INS									
08.301. Other investment management fees	719				719				
08.302. Separate Account loads	75			25	50				
08.303. Miscellaneous income	(9,054)			2,335	(11,389)				
08.398. Summary of remaining write-ins for Line 8.3 from overflow page									
08.399. Totals (Lines 08.301 thru 08.303 plus 08.398) (Line 8.3 above)	(8,260)			2,360	(10,620)				
2701. Miscellaneous deductions	5,258				5,258				
2702.									
2703.									
2798. Summary of remaining write-ins for Line 27 from overflow page									
2799. Totals (Lines 2701 thru 2703 plus 2798) (Line 27 above)	5,258				5,258				

Analysis of Operations by Lines of Business - Individual Life Insurance

N O N E

Analysis of Operations by Lines of Business - Group Life Insurance

N O N E

ANNUAL STATEMENT FOR THE YEAR 2022 OF THE American Maturity Life Insurance Company
ANALYSIS OF OPERATIONS BY LINES OF BUSINESS - INDIVIDUAL ANNUITIES (a)

	1 Total	Deferred				6 Life Contingent Payout (Immediate and Annuityizations)	7 Other Annuities
		2 Fixed Annuities	3 Indexed Annuities	4 Variable Annuities with Guarantees	5 Variable Annuities Without Guarantees		
1. Premiums for individual annuity contracts							
2. Considerations for supplementary contracts with life contingencies		XXX	XXX	XXX	XXX		XXX
3. Net investment income							
4. Amortization of Interest Maintenance Reserve (IMR)							
5. Separate Accounts net gain from operations excluding unrealized gains or losses							
6. Commissions and expense allowances on reinsurance ceded							
7. Reserve adjustments on reinsurance ceded	59,937			59,937			
8. Miscellaneous Income:							
8.1 Income from fees associated with investment management, administration and contract guarantees from Separate Accounts	823			823			
8.2 Charges and fees for deposit-type contracts							
8.3 Aggregate write-ins for miscellaneous income	2,360			2,360			
9. Totals (Lines 1 to 8.3)	63,120			63,120			
10. Death benefits							
11. Matured endowments (excluding guaranteed annual pure endowments)							
12. Annuity benefits							
13. Disability benefits and benefits under accident and health contracts							
14. Coupons, guaranteed annual pure endowments and similar benefits							
15. Surrender benefits and withdrawals for life contracts							
16. Group conversions							
17. Interest and adjustments on contract or deposit-type contract funds							
18. Payments on supplementary contracts with life contingencies							
19. Increase in aggregate reserves for life and accident and health contracts							
20. Totals (Lines 10 to 19)							
21. Commissions on premiums, annuity considerations and deposit-type contract funds (direct business only)							
22. Commissions and expense allowances on reinsurance assumed							
23. General insurance expenses							
24. Insurance taxes, licenses and fees, excluding federal income taxes							
25. Increase in loading on deferred and uncollected premiums							
26. Net transfers to or (from) Separate Accounts net of reinsurance	63,120			63,120			
27. Aggregate write-ins for deductions							
28. Totals (Lines 20 to 27)	63,120			63,120			
29. Net gain from operations before dividends to policyholders, refunds to members and federal income taxes (Line 9 minus Line 28)							
30. Dividends to policyholders and refunds to members							
31. Net gain from operations after dividends to policyholders, refunds to members and before federal income taxes (Line 29 minus Line 30)							
32. Federal income taxes incurred (excluding tax on capital gains)							
33. Net gain from operations after dividends to policyholders, refunds to members and federal income taxes and before realized capital gains or (losses) (Line 31 minus Line 32)							
34. Policies/certificates in force end of year	17			17			
DETAILS OF WRITE-INS							
08.301. Miscellaneous income	2,335			2,335			
08.302. Separate Account loads	25			25			
08.303.							
08.398. Summary of remaining write-ins for Line 8.3 from overflow page							
08.399. Totals (Lines 08.301 thru 08.303 plus 08.398) (Line 8.3 above)	2,360			2,360			
2701.							
2702.							
2703.							
2798. Summary of remaining write-ins for Line 27 from overflow page							
2799. Totals (Lines 2701 thru 2703 plus 2798) (Line 27 above)							

(a) Indicate if blocks of business in run-off that comprise less than 5% of premiums and less than 5% of reserve and loans liability are aggregated with material blocks of business and which which columns are affected.

ANNUAL STATEMENT FOR THE YEAR 2022 OF THE American Maturity Life Insurance Company
ANALYSIS OF OPERATIONS BY LINES OF BUSINESS - GROUP ANNUITIES (a)

	1 Total	Deferred				6 Life Contingent Payout (Immediate and Annuitizations)	7 Other Annuities
		2 Fixed Annuities	3 Indexed Annuities	4 Variable Annuities with Guarantees	5 Variable Annuities Without Guarantees		
1. Premiums for group annuity contracts	3,608			3,608			
2. Considerations for supplementary contracts with life contingencies		XXX	XXX	XXX		XXX	
3. Net investment income	727,862			713,761		14,101	
4. Amortization of Interest Maintenance Reserve (IMR)	722			722			
5. Separate Accounts net gain from operations excluding unrealized gains or losses							
6. Commissions and expense allowances on reinsurance ceded							
7. Reserve adjustments on reinsurance ceded	(1,401,288)			(1,401,288)			
8. Miscellaneous Income:							
8.1 Income from fees associated with investment management, administration and contract guarantees from Separate Accounts	116,777			116,777			
8.2 Charges and fees for deposit-type contracts							
8.3 Aggregate write-ins for miscellaneous income	(10,620)			(10,620)			
9. Totals (Lines 1 to 8.3)	(562,939)			(577,040)		14,101	
10. Death benefits							
11. Matured endowments (excluding guaranteed annual pure endowments)							
12. Annuity benefits	5,247			5,247			
13. Disability benefits and benefits under accident and health contracts							
14. Coupons, guaranteed annual pure endowments and similar benefits							
15. Surrender benefits and withdrawals for life contracts	204,369			204,369			
16. Group conversions							
17. Interest and adjustments on contract or deposit-type contract funds							
18. Payments on supplementary contracts with life contingencies							
19. Increase in aggregate reserves for life and accident and health contracts	3,763			3,763			
20. Totals (Lines 10 to 19)	213,379			213,379			
21. Commissions on premiums, annuity considerations and deposit-type contract funds (direct business only)							
22. Commissions and expense allowances on reinsurance assumed							
23. General insurance expenses	1,586			1,586			
24. Insurance taxes, licenses and fees, excluding federal income taxes	91,132			91,132			
25. Increase in loading on deferred and uncollected premiums							
26. Net transfers to or (from) Separate Accounts net of reinsurance	(1,548,923)			(1,548,923)			
27. Aggregate write-ins for deductions	5,258			5,258			
28. Totals (Lines 20 to 27)	(1,237,568)			(1,237,568)			
29. Net gain from operations before dividends to policyholders, refunds to members and federal income taxes (Line 9 minus Line 28)	674,629			660,528		14,101	
30. Dividends to policyholders and refunds to members							
31. Net gain from operations after dividends to policyholders, refunds to members and before federal income taxes (Line 29 minus Line 30)	674,629			660,528		14,101	
32. Federal income taxes incurred (excluding tax on capital gains)							
33. Net gain from operations after dividends to policyholders, refunds to members and federal income taxes and before realized capital gains or (losses) (Line 31 minus Line 32)	674,629			660,528		14,101	
34. Policies/certificates in force end of year	484			484			
DETAILS OF WRITE-INS							
08.301. Miscellaneous income	(11,389)			(11,389)			
08.302. Other investment management fees	719			719			
08.303. Separate Account loads	50			50			
08.398. Summary of remaining write-ins for Line 8.3 from overflow page							
08.399. Totals (Lines 08.301 thru 08.303 plus 08.398) (Line 8.3 above)	(10,620)			(10,620)			
2701. Miscellaneous deductions	5,258			5,258			
2702.							
2703.							
2798. Summary of remaining write-ins for Line 27 from overflow page							
2799. Totals (Lines 2701 thru 2703 plus 2798) (Line 27 above)	5,258			5,258			

(a) Indicate if blocks of business in run-off that comprise less than 5% of premiums and less than 5% of reserve and loans liability are aggregated with material blocks of business and which columns are affected.

Analysis of Operations by Lines of Business - Accident and Health

N O N E

Analysis of Increase in Reserves During the Year - Individual Life Insurance

N O N E

Analysis of Increase in Reserves During the Year - Group Life Insurance

N O N E

Analysis of Increase in Reserves During the Year - Individual Annuities

N O N E

ANNUAL STATEMENT FOR THE YEAR 2022 OF THE American Maturity Life Insurance Company
ANALYSIS OF INCREASE IN RESERVES DURING THE YEAR - GROUP ANNUITIES (a)
(N/A Fraternal)

	1 Total	Deferred			6 Life Contingent Payout (Immediate and Annuityizations)	7 Other Annuities
		2 Fixed Annuities	3 Indexed Annuities	4 Variable Annuities with Guarantees		
Involving Life or Disability Contingencies (Reserves) (Net of Reinsurance Ceded)						
1. Reserve December 31 of prior year	543,691			543,691		
2. Tabular net premiums or considerations	3,608			3,608		
3. Present value of disability claims incurredXXX	.XXX	.XXX	.XXX	.XXX	.XXX
4. Tabular interest	28,314			28,314		
5. Tabular less actual reserve released	(14,597)	1,286		(15,883)		
6. Increase in reserve on account of change in valuation basis						
7. Other increases (net)						
8. Totals (Lines 1 to 7)	561,016	1,286		559,730		
9. Tabular cost						
10. Reserves released by deathXXX	.XXX	.XXX	.XXX	.XXX	.XXX
11. Reserves released by other terminations (net)	203,155	110,778		92,377		
12. Annuity, supplementary contract and disability payments involving life contingencies	6,461			6,461		
13. Net transfers to or (from) Separate Accounts	(196,054)	(109,492)		(86,562)		
14. Total Deductions (Lines 9 to 13)	13,562	1,286		12,276		
15. Reserve December 31 of current year	547,454			547,454		
Cash Surrender Value and Policy Loans						
16. CSV Ending balance December 31, current year	396,839			396,839		
17. Amount Available for Policy Loans Based upon Line 16 CSV						

(a) Indicate if blocks of business in run-off that comprise less than 5% of premiums and less than 5% of reserve and loans liability are aggregated with material blocks of business and which columns are affected.

ANNUAL STATEMENT FOR THE YEAR 2022 OF THE American Maturity Life Insurance Company

EXHIBIT OF NET INVESTMENT INCOME

	1 Collected During Year	2 Earned During Year
1. U.S. Government bonds	(a) 737,886	748,875
1.1 Bonds exempt from U.S. tax	(a)	
1.2 Other bonds (unaffiliated)	(a)	
1.3 Bonds of affiliates	(a)	
2.1 Preferred stocks (unaffiliated)	(b)	
2.11 Preferred stocks of affiliates	(b)	
2.2 Common stocks (unaffiliated)		
2.21 Common stocks of affiliates		
3. Mortgage loans	(c)	
4. Real estate	(d)	
5. Contract loans		
6. Cash, cash equivalents and short-term investments	(e) 86	86
7. Derivative instruments	(f)	
8. Other invested assets		
9. Aggregate write-ins for investment income	(180)	(180)
10. Total gross investment income	737,792	748,781
11. Investment expenses		(g) 20,919
12. Investment taxes, licenses and fees, excluding federal income taxes		(g)
13. Interest expense		(h)
14. Depreciation on real estate and other invested assets		(i)
15. Aggregate write-ins for deductions from investment income		
16. Total deductions (Lines 11 through 15)		20,919
17. Net investment income (Line 10 minus Line 16)		727,862
DETAILS OF WRITE-INS		
0901. Miscellaneous expense	(180)	(180)
0902.		
0903.		
0998. Summary of remaining write-ins for Line 9 from overflow page		
0999. Totals (Lines 0901 thru 0903 plus 0998) (Line 9, above)	(180)	(180)
1501.		
1502.		
1503.		
1598. Summary of remaining write-ins for Line 15 from overflow page		
1599. Totals (Lines 1501 thru 1503 plus 1598) (Line 15, above)		

- (a) Includes \$ 173,857 accrual of discount less \$ 8,588 amortization of premium and less \$ 28,671 paid for accrued interest on purchases.
- (b) Includes \$ accrual of discount less \$ amortization of premium and less \$ paid for accrued dividends on purchases.
- (c) Includes \$ accrual of discount less \$ amortization of premium and less \$ paid for accrued interest on purchases.
- (d) Includes \$ for company's occupancy of its own buildings; and excludes \$ interest on encumbrances.
- (e) Includes \$ 86 accrual of discount less \$ amortization of premium and less \$ paid for accrued interest on purchases.
- (f) Includes \$ accrual of discount less \$ amortization of premium.
- (g) Includes \$ investment expenses and \$ investment taxes, licenses and fees, excluding federal income taxes, attributable to segregated and Separate Accounts.
- (h) Includes \$ interest on surplus notes and \$ interest on capital notes.
- (i) Includes \$ depreciation on real estate and \$ depreciation on other invested assets.

EXHIBIT OF CAPITAL GAINS (LOSSES)

	1	2	3	4	5
	Realized Gain (Loss) On Sales or Maturity	Other Realized Adjustments	Total Realized Capital Gain (Loss) (Columns 1 + 2)	Change in Unrealized Capital Gain (Loss)	Change in Unrealized Foreign Exchange Capital Gain (Loss)
1. U.S. Government bonds	(13,666)		(13,666)		
1.1 Bonds exempt from U.S. tax					
1.2 Other bonds (unaffiliated)					
1.3 Bonds of affiliates					
2.1 Preferred stocks (unaffiliated)					
2.11 Preferred stocks of affiliates					
2.2 Common stocks (unaffiliated)					
2.21 Common stocks of affiliates					
3. Mortgage loans					
4. Real estate					
5. Contract loans					
6. Cash, cash equivalents and short-term investments					
7. Derivative instruments					
8. Other invested assets					
9. Aggregate write-ins for capital gains (losses)					
10. Total capital gains (losses)	(13,666)		(13,666)		
DETAILS OF WRITE-INS					
0901.					
0902.					
0903.					
0998. Summary of remaining write-ins for Line 9 from overflow page					
0999. Totals (Lines 0901 thru 0903 plus 0998) (Line 9, above)					

ANNUAL STATEMENT FOR THE YEAR 2022 OF THE American Maturity Life Insurance Company

EXHIBIT - 1 PART 1 - PREMIUMS AND ANNUITY CONSIDERATIONS FOR LIFE AND ACCIDENT AND HEALTH CONTRACTS

	Insurance											11 Aggregate of All Other Lines of Business	12 Fraternal (Fraternal Benefit Societies Only)
	1 Total	2 Industrial Life	Ordinary		5 Credit Life (Group and Individual)	Group		Accident and Health					
			3 Life Insurance	4 Individual Annuities		6 Life Insurance	7 Annuities	8 Group	9 Credit (Group and Individual)	10 Other			
FIRST YEAR (other than single)													
1. Uncollected													
2. Deferred and accrued													
3. Deferred, accrued and uncollected:													
3.1 Direct													
3.2 Reinsurance assumed													
3.3 Reinsurance ceded													
3.4 Net (Line 1 + Line 2)													
4. Advance													
5. Line 3.4 - Line 4													
6. Collected during year:													
6.1 Direct													
6.2 Reinsurance assumed													
6.3 Reinsurance ceded													
6.4 Net													
7. Line 5 + Line 6.4													
8. Prior year (uncollected + deferred and accrued - advance)													
9. First year premiums and considerations:													
9.1 Direct													
9.2 Reinsurance assumed													
9.3 Reinsurance ceded													
9.4 Net (Line 7 - Line 8)													
SINGLE													
10. Single premiums and considerations:													
10.1 Direct	1,504,088			41,224				1,462,864					
10.2 Reinsurance assumed													
10.3 Reinsurance ceded	1,500,480			41,224				1,459,256					
10.4 Net	3,608							3,608					
RENEWAL													
11. Uncollected													
12. Deferred and accrued													
13. Deferred, accrued and uncollected:													
13.1 Direct													
13.2 Reinsurance assumed													
13.3 Reinsurance ceded													
13.4 Net (Line 11 + Line 12)													
14. Advance													
15. Line 13.4 - Line 14													
16. Collected during year:													
16.1 Direct													
16.2 Reinsurance assumed													
16.3 Reinsurance ceded													
16.4 Net													
17. Line 15 + Line 16.4													
18. Prior year (uncollected + deferred and accrued - advance)													
19. Renewal premiums and considerations:													
19.1 Direct													
19.2 Reinsurance assumed													
19.3 Reinsurance ceded													
19.4 Net (Line 17 - Line 18)													
TOTAL													
20. Total premiums and annuity considerations:													
20.1 Direct	1,504,088			41,224				1,462,864					
20.2 Reinsurance assumed													
20.3 Reinsurance ceded	1,500,480			41,224				1,459,256					
20.4 Net (Lines 9.4 + 10.4 + 19.4)	3,608							3,608					

EXHIBIT - 1 PART 2 - POLICYHOLDERS' DIVIDENDS, REFUNDS TO MEMBERS AND COUPONS APPLIED, REINSURANCE COMMISSIONS AND EXPENSE ALLOWANCES AND COMMISSIONS INCURRED (Direct Business Only)

	1	2	Insurance									11	12
			Ordinary		5	Group		Accident and Health					
			3	4		6	7	8	9	10			
Total	Industrial Life	Life Insurance	Individual Annuities	Credit Life (Group and Individual)	Life Insurance	Annuities	Group	Credit (Group and Individual)	Other	Aggregate of All Other Lines of Business	Fraternal (Fraternal Benefit Societies Only)		
POLICYHOLDERS' DIVIDENDS, REFUNDS TO MEMBERS AND COUPONS APPLIED (included in Part 1)													
21.													
22.													
REINSURANCE COMMISSIONS AND EXPENSE ALLOWANCES INCURRED													
23.													
23.1													
23.2													
23.3													
24.													
24.1													
24.2													
24.3													
25.													
25.1													
25.2													
25.3													
26.													
26.1													
26.2													
26.3													
COMMISSIONS INCURRED (direct business only)													
27.													
28.													
29.													
30.													
31.													

NONE

ANNUAL STATEMENT FOR THE YEAR 2022 OF THE American Maturity Life Insurance Company
EXHIBIT 2 - GENERAL EXPENSES

	Insurance				5 Investment	6 Fraternal	7 Total
	1 Life	2 Accident and Health		4 All Other Lines of Business			
		2 Cost Containment	3 All Other				
1. Rent							
2. Salaries and wages							
3.11 Contributions for benefit plans for employees							
3.12 Contributions for benefit plans for agents							
3.21 Payments to employees under non-funded benefit plans							
3.22 Payments to agents under non-funded benefit plans							
3.31 Other employee welfare							
3.32 Other agent welfare							
4.1 Legal fees and expenses							
4.2 Medical examination fees							
4.3 Inspection report fees							
4.4 Fees of public accountants and consulting actuaries							
4.5 Expense of investigation and settlement of policy claims							
5.1 Traveling expenses							
5.2 Advertising	249						249
5.3 Postage, express, telegraph and telephone							
5.4 Printing and stationery							
5.5 Cost or depreciation of furniture and equipment							
5.6 Rental of equipment							
5.7 Cost or depreciation of EDP equipment and software							
6.1 Books and periodicals							
6.2 Bureau and association fees							
6.3 Insurance, except on real estate							
6.4 Miscellaneous losses							
6.5 Collection and bank service charges	1,338			75			1,413
6.6 Sundry general expenses							
6.7 Group service and administration fees							
6.8 Reimbursements by uninsured plans							
7.1 Agency expense allowance							
7.2 Agents' balances charged off (less \$ recovered)							
7.3 Agency conferences other than local meetings							
8.1 Official publication (Fraternal Benefit Societies Only)	XXX	XXX	XXX	XXX	XXX		
8.2 Expense of supreme lodge meetings (Fraternal Benefit Societies Only)	XXX	XXX	XXX	XXX	XXX		
9.1 Real estate expenses							
9.2 Investment expenses not included elsewhere					20,919		20,919
9.3 Aggregate write-ins for expenses							
10. General expenses incurred	1,586			75	20,919	(b)	(a) 22,580
11. General expenses unpaid Dec. 31, prior year							
12. General expenses unpaid Dec. 31, current year					1,640		1,640
13. Amounts receivable relating to uninsured plans, prior year							
14. Amounts receivable relating to uninsured plans, current year							
15. General expenses paid during year (Lines 10+11-12-13+14)	1,586			75	19,279		20,940
DETAILS OF WRITE-INS							
09.301.							
09.302.							
09.303.							
09.398. Summary of remaining write-ins for Line 9.3 from overflow page							
09.399. Totals (Lines 09.301 thru 09.303 plus 09.398) (Line 9.3 above)							

(a) Includes management fees of \$ to affiliates and \$ to non-affiliates.

(b) Show the distribution of this amount in the following categories (Fraternal Benefit Societies Only):

1. Charitable \$; 2. Institutional \$; 3. Recreational and Health \$; 4. Educational \$; 5. Religious \$; 6. Membership \$; 7. Other \$; 8. Total \$

EXHIBIT 3 - TAXES, LICENSES AND FEES (EXCLUDING FEDERAL INCOME TAXES)

	Insurance			4 Investment	5 Fraternal	6 Total
	1 Life	2 Accident and Health	3 All Other Lines of Business			
1. Real estate taxes						
2. State insurance department licenses and fees	48,833		125			48,958
3. State taxes on premiums	195					195
4. Other state taxes, including \$ for employee benefits	34,555		1,350			35,905
5. U.S. Social Security taxes						
6. All other taxes	6,100					6,100
7. Taxes, licenses and fees incurred	89,683		1,475			91,158
8. Taxes, licenses and fees unpaid Dec. 31, prior year						
9. Taxes, licenses and fees unpaid Dec. 31, current year						
10. Taxes, licenses and fees paid during year (Lines 7 + 8 - 9)	89,683		1,475			91,158

EXHIBIT 4 - DIVIDENDS OR REFUNDS

	1 Life	2 Accident and Health
	1. Applied to pay renewal premiums	
2. Applied to shorten the endowment or premium-paying period		
3. Applied to provide paid-up additions		
4. Applied to provide paid-up annuities		
5. Total Lines 1 through 4		
6. Paid in cash		
7. Left on deposit		
8. Aggregate write-ins for dividend or refund options		
9. Total Lines 5 through 8		
10. Amount due and unpaid		
11. Provision for dividends or refunds payable in the following calendar year		
12. Terminal dividends		
13. Provision for deferred dividend contracts		
14. Amount provisionally held for deferred dividend contracts not included in Line 13		
15. Total Lines 10 through 14		
16. Total from prior year		
17. Total dividends or refunds (Lines 9 + 15 - 16)		
DETAILS OF WRITE-INS		
0801.		
0802.		
0803.		
0898. Summary of remaining write-ins for Line 8 from overflow page		
0899. Totals (Lines 0801 thru 0803 plus 0898) (Line 8 above)		

NONE

ANNUAL STATEMENT FOR THE YEAR 2022 OF THE American Maturity Life Insurance Company
EXHIBIT 5 - AGGREGATE RESERVE FOR LIFE CONTRACTS

1 Valuation Standard	2 Total ^(a)	3 Industrial	4 Ordinary	5 Credit (Group and Individual)	6 Group
0199998. Reinsurance ceded					
0199999. Life Insurance: Totals (Net)					
0200001. 83a 6.25% IMM 98	220,160	XXX		XXX	220,160
0200002. 83a 6.75% IMM 96-97	147,159	XXX		XXX	147,159
0200003. 83a 7.25% IMM 95	46,943	XXX		XXX	46,943
0200004. a-2000 4.00% IMM 13	86,584	XXX		XXX	86,584
0200005. a-2000 4.50% IMM 14	128,943	XXX	94,997	XXX	33,946
0200006. a-2000 5.00% IMM 11	221,210	XXX		XXX	221,210
0200007. a-2000 5.25% IMM 05-06, 10	603,308	XXX		XXX	603,308
0200008. a-2000 5.50% IMM 04, 07-08	488,799	XXX	28,639	XXX	460,160
0200009. a-2000 6.00% IMM 03, 09	98,505	XXX	29,894	XXX	68,611
0200010. a-2000 6.25% IMM 99	189,311	XXX	26,679	XXX	162,632
0200011. a-2000 6.50% IMM 02	22,586	XXX		XXX	22,586
0200012. a-2000 6.75% IMM 01	26,010	XXX		XXX	26,010
0200013. a-2000 7.00% IMM 00	292,018	XXX		XXX	292,018
0200014. 2012 IAR DEF VM21 CARVM 94, 96-99, 01-02	3,004,210	XXX	138,730	XXX	2,865,480
0200015. 2012 IAR 3.75% IMM 17-18	288,359	XXX		XXX	288,359
0200016. 2012 IAR 4.00% IMM 15-16	207,348	XXX	144	XXX	207,204
0200017. 2012 IAR 4.00% VM22 Non-Jumbo IMM 19	88,328	XXX		XXX	88,328
0200018. 2012 IAR 3.25% VM22 Non-Jumbo IMM 20	195,945	XXX		XXX	195,945
0200019. 2012 IAR 3.50% VM22 Non-Jumbo IMM 22	634,739	XXX		XXX	634,739
0200020. 2012 IAR 1.00-3.00% VM22 Non-Jumbo IMM 21	34,390	XXX		XXX	34,390
0200021. 2012 IAR 1.00-4.25% VM22 Non-Jumbo IMM 18-22	1,112,441	XXX	212,543	XXX	899,898
0299997. Totals (Gross)	8,137,296	XXX	531,626	XXX	7,605,670
0299998. Reinsurance ceded	7,740,458	XXX	531,626	XXX	7,208,832
0299999. Annuities: Totals (Net)	396,838	XXX		XXX	396,838
0399998. Reinsurance ceded					
0399999. SCWLC: Totals (Net)					
0499998. Reinsurance ceded					
0499999. Accidental Death Benefits: Totals (Net)					
0599998. Reinsurance ceded					
0599999. Disability-Active Lives: Totals (Net)					
0699998. Reinsurance ceded					
0699999. Disability-Disabled Lives: Totals (Net)					
0700001. Deficiency Reserve	150,000				150,000
0700002. Guaranteed Minimum Accumulation Benefit Reserve for Variable Policies	13,380				13,380
0799997. Totals (Gross)	163,380				163,380
0799998. Reinsurance ceded	12,765				12,765
0799999. Miscellaneous Reserves: Totals (Net)	150,615				150,615
9999999. Totals (Net) - Page 3, Line 1	547,453				547,453

(a) Included in the above table are amounts of deposit-type contracts that originally contained a mortality risk. Amounts of deposit-type contracts in Column 2 that no longer contain a mortality risk are Life Insurance \$; Annuities \$; Supplementary Contracts with Life Contingencies \$; Accidental Death Benefits \$; Disability - Active Lives \$; Disability - Disabled Lives \$; Miscellaneous Reserves \$

EXHIBIT 5 - INTERROGATORIES

- 1.1 Has the reporting entity ever issued both participating and non-participating contracts?..... Yes [] No [X]
- 1.2 If not, state which kind is issued.
 Non-participating
- 2.1 Does the reporting entity at present issue both participating and non-participating contracts?..... Yes [] No [X]
- 2.2 If not, state which kind is issued.
 Non-participating
- 3. Does the reporting entity at present issue or have in force contracts that contain non-guaranteed elements?..... Yes [X] No []
 If so, attach a statement that contains the determination procedures, answers to the interrogatories and an actuarial opinion as described in the instructions.
- 4. Has the reporting entity any assessment or stipulated premium contracts in force? Yes [] No [X]
 If so, state:
 4.1 Amount of insurance?\$
 4.2 Amount of reserve?\$
 4.3 Basis of reserve:

 4.4 Basis of regular assessments:

 4.5 Basis of special assessments:

 4.6 Assessments collected during the year\$
- 5. If the contract loan interest rate guaranteed in any one or more of its currently issued contracts is less than 5%, not in advance, state the contract loan rate guarantees on any such contracts.

- 6. Does the reporting entity hold reserves for any annuity contracts that are less than the reserves that would be held on a standard basis? Yes [] No [X]
 6.1 If so, state the amount of reserve on such contracts on the basis actually held:.....\$
 6.2 That would have been held (on an exact or approximate basis) using the actual ages of the annuitants; the interest rate(s) used in 6.1; and the same mortality basis used by the reporting entity for the valuation of comparable annuity benefits issued to standard lives. If the reporting entity has no comparable annuity benefits for standard lives to be valued, the mortality basis shall be the table most recently approved by the state of domicile for valuing individual annuity benefits:\$
 Attach statement of methods employed in their valuation.
- 7. Does the reporting entity have any Synthetic GIC contracts or agreements in effect as of December 31 of the current year? Yes [] No [X]
 7.1 If yes, state the total dollar amount of assets covered by these contracts or agreements\$
 7.2 Specify the basis (fair value, amortized cost, etc.) for determining the amount:

 7.3 State the amount of reserves established for this business:\$
 7.4 Identify where the reserves are reported in the blank:

- 8. Does the reporting entity have any Contingent Deferred Annuity contracts or agreements in effect as of December 31 of the current year? Yes [] No [X]
 8.1 If yes, state the total dollar amount of account value covered by these contracts or agreements:\$
 8.2 State the amount of reserves established for this business:\$
 8.3 Identify where the reserves are reported in the blank:

- 9. Does the reporting entity have any Guaranteed Lifetime Income Benefit contracts, agreements or riders in effect as of December 31 of the current year? Yes [] No [X]
 9.1 If yes, state the total dollar amount of any account value associated with these contracts, agreements or riders:\$
 9.2 State the amount of reserves established for this business:\$
 9.3 Identify where the reserves are reported in the blank:

EXHIBIT 5A - CHANGES IN BASES OF VALUATION DURING THE YEAR

1	Valuation Basis		4
Description of Valuation Class	2 Changed From	3 Changed To	Increase in Actuarial Reserve Due to Change
NONE			
9999999 - Total (Column 4, only)			

Exhibit 6 - Aggregate Reserves for Accident and Health Contracts

N O N E

Exhibit 7 - Deposit-Type Contracts

N O N E

Exhibit 8 - Contract Claims - Part 1 - Liability End of Current Year

N O N E

ANNUAL STATEMENT FOR THE YEAR 2022 OF THE American Maturity Life Insurance Company
EXHIBIT 8 - CLAIMS FOR LIFE AND ACCIDENT AND HEALTH CONTRACTS

PART 2 - Incurred During the Year

	1 Total	2 Industrial Life (a)	Ordinary			6 Credit Life (Group and Individual)	Group		Accident and Health		
			3 Life Insurance (b)	4 Individual Annuities	5 Supplementary Contracts		7 Life Insurance (c)	8 Annuities	9 Group	10 Credit (Group and Individual)	11 Other
1. Settlements During the Year:											
1.1 Direct	1,228,302			119,621				1,108,681			
1.2 Reinsurance assumed											
1.3 Reinsurance ceded	1,223,055			119,621				1,103,434			
1.4 Net	(d) 5,247							5,247			
2. Liability December 31, current year from Part 1:											
2.1 Direct											
2.2 Reinsurance assumed											
2.3 Reinsurance ceded											
2.4 Net											
3. Amounts recoverable from reinsurers December 31, current year											
4. Liability December 31, prior year:											
4.1 Direct											
4.2 Reinsurance assumed											
4.3 Reinsurance ceded											
4.4 Net											
5. Amounts recoverable from reinsurers December 31, prior year											
6. Incurred Benefits											
6.1 Direct	1,228,302			119,621				1,108,681			
6.2 Reinsurance assumed											
6.3 Reinsurance ceded	1,223,055			119,621				1,103,434			
6.4 Net	5,247							5,247			

- (a) Including matured endowments (but not guaranteed annual pure endowments) amounting to \$ in Line 1.1, \$ in Line 1.4.
 \$ in Line 6.1, and \$ in Line 6.4.
- (b) Including matured endowments (but not guaranteed annual pure endowments) amounting to \$ in Line 1.1, \$ in Line 1.4.
 \$ in Line 6.1, and \$ in Line 6.4.
- (c) Including matured endowments (but not guaranteed annual pure endowments) amounting to \$ in Line 1.1, \$ in Line 1.4.
 \$ in Line 6.1, and \$ in Line 6.4.
- (d) Includes \$ premiums waived under total and permanent disability benefits.

EXHIBIT OF NON-ADMITTED ASSETS

	1	2	3
	Current Year Total Nonadmitted Assets	Prior Year Total Nonadmitted Assets	Change in Total Nonadmitted Assets (Col. 2 - Col. 1)
1. Bonds (Schedule D)			
2. Stocks (Schedule D):			
2.1 Preferred stocks			
2.2 Common stocks			
3. Mortgage loans on real estate (Schedule B):			
3.1 First liens			
3.2 Other than first liens.....			
4. Real estate (Schedule A):			
4.1 Properties occupied by the company			
4.2 Properties held for the production of income.....			
4.3 Properties held for sale			
5. Cash (Schedule E - Part 1), cash equivalents (Schedule E - Part 2) and short-term investments (Schedule DA)			
6. Contract loans			
7. Derivatives (Schedule DB)			
8. Other invested assets (Schedule BA)			
9. Receivables for securities			
10. Securities lending reinvested collateral assets (Schedule DL)			
11. Aggregate write-ins for invested assets	6,807		(6,807)
12. Subtotals, cash and invested assets (Lines 1 to 11)	6,807		(6,807)
13. Title plants (for Title insurers only)			
14. Investment income due and accrued			
15. Premiums and considerations:			
15.1 Uncollected premiums and agents' balances in the course of collection			
15.2 Deferred premiums, agents' balances and installments booked but deferred and not yet due .			
15.3 Accrued retrospective premiums and contracts subject to redetermination			
16. Reinsurance:			
16.1 Amounts recoverable from reinsurers			
16.2 Funds held by or deposited with reinsured companies			
16.3 Other amounts receivable under reinsurance contracts			
17. Amounts receivable relating to uninsured plans			
18.1 Current federal and foreign income tax recoverable and interest thereon			
18.2 Net deferred tax asset	63,458	100,523	37,065
19. Guaranty funds receivable or on deposit			
20. Electronic data processing equipment and software			
21. Furniture and equipment, including health care delivery assets			
22. Net adjustment in assets and liabilities due to foreign exchange rates			
23. Receivables from parent, subsidiaries and affiliates			
24. Health care and other amounts receivable			
25. Aggregate write-ins for other than invested assets			
26. Total assets excluding Separate Accounts, Segregated Accounts and Protected Cell Accounts (Lines 12 to 25)	70,265	100,523	30,258
27. From Separate Accounts, Segregated Accounts and Protected Cell Accounts			
28. Total (Lines 26 and 27)	70,265	100,523	30,258
DETAILS OF WRITE-INS			
1101. Interest maintenance reserve	6,807		(6,807)
1102.			
1103.			
1198. Summary of remaining write-ins for Line 11 from overflow page			
1199. Totals (Lines 1101 thru 1103 plus 1198)(Line 11 above)	6,807		(6,807)
2501.			
2502.			
2503.			
2598. Summary of remaining write-ins for Line 25 from overflow page			
2599. Totals (Lines 2501 thru 2503 plus 2598)(Line 25 above)			

NOTES TO FINANCIAL STATEMENTS

Note 1 - Summary of Significant Accounting Policies and Going Concern

A. Accounting Practices

The accompanying statutory-basis financial statements of American Maturity Life Insurance Company (the "Company" or "AML") have been prepared in conformity with statutory accounting practices prescribed or permitted by the State of Connecticut Insurance Department ("the Department"). The Department recognizes only statutory accounting practices prescribed or permitted by the State of Connecticut for determining and reporting the financial condition and results of operations of an insurance company and for determining solvency under the State of Connecticut Insurance Law. The National Association of Insurance Commissioners' Accounting Practices and Procedures Manual ("NAIC SAP") has been adopted as a component of prescribed practices by the State of Connecticut.

A reconciliation of the Company's net income and capital and surplus between NAIC SAP and practices prescribed by the Department is shown below:

	SSAP #	F/S Page	F/S Line #	2022	2021
Net income					
1. AML state basis (Page 4, Line 35, Columns 1 & 2)	XXX	XXX	XXX	\$ 576,488	\$ 414,611
2. State prescribed practices that are an (increase)/decrease from NAIC SAP				—	—
3. State permitted practices that are an (increase)/decrease from NAIC SAP				—	—
4. Net SAP (1-2-3=4)	XXX	XXX	XXX	\$ 576,488	\$ 414,611
Surplus					
5. AML state basis (Page 3, Line 38, Columns 1 & 2)	XXX	XXX	XXX	\$ 51,312,281	\$ 50,748,994
6. State prescribed practices that are an (increase)/decrease from NAIC SAP				—	—
7. State permitted practices that are an (increase)/decrease from NAIC SAP				—	—
8. NAIC SAP (5-6-7=8)	XXX	XXX	XXX	\$ 51,312,281	\$ 50,748,994

B. Use of Estimates in the Preparation of the Financial Statements

The preparation of financial statements in conformity with the National Association of Insurance Commissioners ("NAIC") Annual Statement Instructions and NAIC SAP requires management to make estimates and assumptions that affect the reported amounts of assets and liabilities and disclosure of contingent assets and liabilities at the date of the financial statements and the reported amounts of revenues and expenses during the reported periods. Actual results could differ from those estimates. The most significant estimates include those used in determining the liability for aggregate reserves for future benefits. Although some variability is inherent in these estimates, management believes the amounts provided are adequate.

C. Accounting Policy

Annuity considerations are recognized as revenue when received.

Expenses incurred in connection with acquiring new insurance business, including such acquisition costs as sales commissions, are charged to operations as incurred. Expenses incurred are reduced for ceding allowances received or receivable.

In addition, the Company uses the following accounting policies:

- Short-term investments include all investments whose remaining maturities, at the time of acquisition, are one year or less and are stated at amortized cost.
- Other than loan-backed and structured securities, investments in unaffiliated bonds rated in NAIC classes 1 through 5 are carried at amortized cost, and unaffiliated bonds rated in NAIC class 6 are carried at the lower of amortized cost or fair value.
- The Company has no investments in common stocks.
- The Company has no investments in preferred stocks.
- The Company has no investments in mortgage loans.
- The Company has no investments in loan-backed bond and structured securities.
- The Company has no investments in subsidiaries.
- The Company has no investments in joint ventures, partnerships, and limited liability companies.
- The Company has no investments in derivatives.
- The Company considers anticipated investment income as a factor in the premium deficiency calculation in accordance with SSAP No. 54 - Revised, Individual and Group Accident and Health Contracts.
- The Company does not have any accident and health policies.
- The Company follows accounting for implementation costs incurred in a cloud computing arrangement that is a service contract in accordance with SSAP No. 16 Revised – Electronic Data Processing Equipment and Software. Implementation costs for service contracts are capitalized as nonoperating system software and as a nonadmitted asset and will be recognized as each component of the hosting arrangement is ready for its intended use. Hosting arrangements that are service contracts will be amortized over the lesser of the term of the hosting agreement or up to five years.
- The Company has no pharmaceutical rebate receivables.

D. Going Concern

The Company is not aware of any conditions or events which raise substantial doubts concerning the Company's ability to continue as a going concern.

Note 2 - Accounting Changes and Corrections of Errors

Recently Issued Accounting Standards

In 2022, the Inflation Reduction Act ("Act") was enacted on August 16, 2022, and included a new corporate alternative minimum tax ("CAMT"). The CAMT is 15% of a corporation's adjusted financial statement income for the tax year, reduced by corporate alternative minimum foreign tax credit. The CAMT will only apply to applicable corporations (determined on an affiliated group basis) with average adjusted U.S. GAAP financial statement income in excess of \$1 billion for the three prior tax years. This threshold is reduced to \$100 million in the case of certain foreign-parented corporations. When a corporation becomes subject to the CAMT, it remains an applicable corporation for purposes of the CAMT, even if its average adjusted financial

NOTES TO FINANCIAL STATEMENTS

statement income is less than \$1 billion, unless an exception applies. The Act and CAMT are effective for the tax years on or after 2023. The Company and its affiliated group have determined that it does not expect to be liable for CAMT in 2023.

In 2022, the NAIC clarified the identification and reporting requirements of affiliate transactions within SSAP No. 25 - Affiliated and Other Related Parties and SSAP No. 43 - Revised Loan-Backed and Structured Securities and incorporated new reporting codes for affiliate transactions in the investment schedules of the annual statement blank. The new reporting requirements are intended to identify investments acquired through, or in, related parties, regardless of whether they meet the definition of an affiliate. The Company adopted this guidance in 2022, however, it is not material to the Company.

In 2021, the NAIC expanded the scope of SSAP No. 32 – Revised Preferred Stock to include publicly traded preferred stock warrants and will be accounted for as perpetual preferred stock at fair value. Previously, publicly traded preferred stock warrants were accounted for under SSAP No. 86 at fair value. The Company adopted this guidance in 2021, however, it is not material to the Company.

In 2021, the NAIC modified SSAP No. 43 – Revised Loan-Backed and Structured Securities to ensure consistency for the reporting of non-rated residual tranches. The revised guidance requires the non-rated residual tranches to be reported on Schedule BA at lower of cost or fair value, as opposed to Schedule D-1 at amortized cost, by assigning an NAIC 5GI designation. This guidance is effective December 31, 2022, with early adoption permitted, however, if an entity does not early adopt these provisions in 2021 any non-rated residual tranches reported under Schedule D-1 should be reported with an NAIC 6 designation. The Company adopted this guidance in 2021, however, it is not material to the Company.

Note 3 - Business Combinations and Goodwill

A. Statutory Purchase Method

The Company had no business combinations accounted for under the statutory purchase method.

B. Statutory Merger

The Company had no statutory mergers.

C. Assumption Reinsurance

The Company had no assumption reinsurance.

D. Impairment Loss

The Company did not recognize any impairment losses.

Note 4 - Discontinued Operations

The Company had no discontinued operations.

Note 5 - Investments

A. Mortgage Loans, including Mezzanine Real Estate Loans

The Company has no investments in mortgage loans.

B. Debt Restructuring

The Company has no investments in restructured loans.

C. Reverse Mortgages

The Company has no investments in reverse mortgages.

D. Loan-Backed Securities

1. Prepayment assumptions for single class and multi-class mortgage-backed/asset-backed securities were obtained from broker dealer survey values or internal estimates.
2. The Company had no other-than-temporary impairments ("OTTI") for loan-backed securities recorded during the year where the Company had either the intent to sell the securities or the inability or lack of intent to retain.
3. The Company has no investments in loan-backed bonds and structured securities as of 2022.
4. The Company did not have any securities in a material unrealized loss position.
5. The Company has no other-than-temporary impairments ("OTTI") recognized during 2022.

E. Dollar Repurchase Agreements and/or Securities Lending Transactions

1. For repurchase agreements, Company policies require a minimum of 95% of the fair value of securities transferred under repurchase agreements to be maintained as collateral. For securities lending agreements, Company policies require a minimum of 102% of the fair value of the securities loaned at the outset of the contract be held as collateral. The agreements with third parties contain contractual provisions to allow for additional collateral to be obtained when necessary. Cash collateral received is invested in high quality investments and the offsetting collateral liability is included in Payables for securities lending.
2. The Company did not pledge any of its assets as collateral as of December 31, 2022 and 2021.
3. The Company did not accept collateral that is permitted by contract or custom to sell or repledge as of December 31, 2022 and 2021.
4. The Company did not use affiliated agents for its securities lending transactions.
5. The Company had no securities lending or dollar repurchase agreements as of December 31, 2022.
6. The Company has not accepted collateral that it is not permitted by contract or custom to sell or repledge.
7. As of December 31, 2022, the Company has no securities lending transactions that extend beyond one year from the reporting date.

F. Repurchase Agreements Transactions Accounted for as Secured Borrowing

NOTES TO FINANCIAL STATEMENTS

The Company had no repurchase agreements transactions accounted for as secured borrowing transactions.

G. Reverse Repurchase Agreements Transactions Accounted for as Secured Borrowing

The Company had no reverse repurchase agreements transactions accounted for as secured borrowing transactions.

H. Repurchase Agreements Transactions Accounted for as a Sale

The Company had no repurchase agreements transactions accounted for as a sale transaction.

I. Reverse Repurchase Agreements Transactions Accounted for as a Sale

The Company had no reverse repurchase agreements transactions accounted for as a sale transaction.

J. Real Estate

The Company has no investments in real estate.

K. Investments in Low-income Housing Tax Credits ("LIHTC")

The Company has no investments in LIHTC.

NOTES TO FINANCIAL STATEMENTS

L. Restricted Assets

1. Restricted Assets (Including Pledged).

Restricted Asset Category	Gross (Admitted & Nonadmitted) Restricted							Percentage			
	Current Year							8	9	10	11
	1	2	3	4	5	6	7				
Total General Account (G/A)	G/A Supporting S/A Activity (a)	Total Separate Account (S/A) Restricted Assets	S/A Assets Supporting G/A Activity (b)	Total (1 plus 3)	Total From Prior Year	Increase/ (Decrease) (5 minus 6)	Total Nonadmitted Restricted	Total Admitted Restricted (5 minus 8)	Gross (Admitted & Nonadmitted) Restricted to Total Assets (c)	Admitted Restricted to Total Admitted Assets (d)	
a. Subject to contractual obligation for which liability is not shown	\$ —	\$ —	\$ —	\$ —	\$ —	\$ —	\$ —	\$ —	\$ —	0 %	0 %
b. Collateral held under security lending agreements	—	—	—	—	—	—	—	—	—	0 %	0 %
c. Subject to repurchase agreements	—	—	—	—	—	—	—	—	—	0 %	0 %
d. Subject to reverse repurchase agreements	—	—	—	—	—	—	—	—	—	0 %	0 %
e. Subject to dollar repurchase agreements	—	—	—	—	—	—	—	—	—	0 %	0 %
f. Subject to dollar reverse repurchase agreements	—	—	—	—	—	—	—	—	—	0 %	0 %
g. Placed under option contracts	—	—	—	—	—	—	—	—	—	0 %	0 %
h. Letter stock or securities restricted as to sale - excluding FHLB capital stock	—	—	—	—	—	—	—	—	—	0 %	0 %
i. FHLB capital stock	—	—	—	—	—	—	—	—	—	0 %	0 %
j. On deposit with states	8,338,415	—	—	—	8,338,415	8,330,298	8,117	—	8,338,415	12.96 %	12.97 %
k. On deposit with other regulatory bodies	—	—	—	—	—	—	—	—	—	0 %	0 %
l. Pledged as collateral to FHLB (including assets backing funding agreements)	—	—	—	—	—	—	—	—	—	0 %	0 %
m. Pledged as collateral not captured in other categories	—	—	—	—	—	—	—	—	—	0 %	0 %
n. Other restricted assets	—	—	—	—	—	—	—	—	—	0 %	0 %
o. Total restricted assets	\$ 8,338,415	\$ —	\$ —	\$ —	\$ 8,338,415	\$ 8,330,298	\$ 8,117	\$ —	\$ 8,338,415	12.96 %	12.97 %

- (a) Subset of column 1.
- (b) Subset of column 3.
- (c) Column 5 divided by Asset Page, Column 1, Line 28.
- (d) Column 9 divided by Asset Page, Column 3, Line 28.

NOTES TO FINANCIAL STATEMENTS

2. The Company had no assets pledged as collateral not captured in other categories (contracts that share similar characteristics, such as reinsurance and derivatives, are reported in the aggregate).
3. The Company had no other restricted assets (contracts that share similar characteristics, such as reinsurance and derivatives, are reported in the aggregate).
4. The Company had no collateral received and reflected as assets within the Company's financial statements.

M. Working Capital Finance Investments

The Company had no working capital finance investments.

N. Retained Assets

The Company had no offsetting and netting of assets and liabilities.

O. 5* Securities

The Company had no 5* securities.

P. Short Sales

The Company had no short sales.

Q. Prepayment Penalty and Acceleration Fees

The Company had no prepayment penalty and acceleration fees.

R. Reporting Entity's Share of Cash Pool by Asset type

The Company did not participate in a short term investment pool as of December 31, 2022.

Note 6 - Joint Ventures, Partnerships and Limited Liability Companies

A. Investments in Joint Ventures, Partnerships and Limited Liability Companies

The Company has no investments in joint ventures, partnerships, or limited liability companies at December 31, 2022.

B. Impaired Investments in Joint Ventures, Partnerships or Limited Liability Companies

Impaired investments in joint ventures, partnerships or limited liability companies are not applicable.

Note 7 - Investment Income

- A. Due and accrued investment income with amounts over 90 days past due is nonadmitted.
- B. The total amount of investment income due and accrued excluded from surplus at December 31, 2022 and 2021 was \$0.

Note 8 - Derivative Instruments

The Company has no investments in derivative instruments.

Note 9 - Income Taxes

A. The components of the net deferred tax asset/(deferred tax liability) ("DTA"/"(DTL)") at period end and the change in those components are as follows:

1	2022		
	Ordinary	Capital	Total
(a) Gross DTA	\$ 164,571		\$ 164,571
(b) Statutory valuation allowance adjustments			—
(c) Adjusted gross DTA	164,571	—	164,571
(d) Deferred tax assets nonadmitted	63,458		63,458
(e) Subtotal net admitted deferred tax assets	101,113	—	101,113
(f) Deferred tax liabilities	44,065		44,065
(g) Net admitted deferred tax asset/(net deferred tax liability)	\$ 57,048	\$ —	\$ 57,048

2	2022		
	Ordinary	Capital	Total
Admission Calculation Components SSAP No. 101 :			
(a) Federal income taxes paid in prior years recoverable by C/B	\$ —	\$ —	\$ —
(b) Adjusted gross DTA expected to be realized	57,048	—	57,048
(1) DTA's expected to be realized after the balance sheet date	57,048	—	57,048
(2) DTA's allowed per limitation threshold	XXX	XXX	7,688,285
(c) DTA's offset against DTLs	44,065	—	44,065
(d) DTA's admitted as a result of application of SSAP No. 101	\$ 101,113	\$ —	\$ 101,113

3	(a) Ratio % used to determine recovery period and threshold limitation	55,143 %
	(b) Adjusted capital and surplus used to determine 2(b) thresholds	51,312,281

NOTES TO FINANCIAL STATEMENTS

4	2022		
	Ordinary	Capital	
Impact of Tax Planning Strategies:			
(a) Determination of adjusted gross DTA and net admitted DTA, by tax character as a %.			
(1) Adjusted gross DTAs amount from Note 9A1c	\$ 164,571	\$ —	
(2) % of net admitted adjusted gross DTAs by tax character attributable to the impact of tax planning strategies	0 %	0 %	
(3) Net admitted adj. gross DTAs amount from Note 9A1e	\$ 101,113	\$ —	
(4) % of net admitted adjusted gross DTAs by tax character admitted because of the impact of planning strategies	0 %	0 %	
(b) Do the tax planning strategies include the use of reinsurance?	Yes	No	X

1	2021		
	Ordinary	Capital	Total
(a) Gross DTA	\$ 172,659		\$ 172,659
(b) Statutory valuation allowance adjustments			—
(c) Adjusted gross DTA	172,659	—	172,659
(d) Deferred tax assets nonadmitted	100,523		100,523
(e) Subtotal net admitted deferred tax assets	72,136	—	72,136
(f) Deferred tax liabilities	8,694		8,694
(g) Net admitted deferred tax asset/(net deferred tax liability)	\$ 63,442	\$ —	\$ 63,442

2	2021		
	Ordinary	Capital	Total
Admission Calculation Components SSAP No. 101 :			
(a) Federal income taxes paid in prior years recoverable by C/B	\$ —	\$ —	\$ —
(b) Adjusted gross DTA expected to be realized	63,442	—	63,442
(1) DTA's expected to be realized after the balance sheet date	63,442	—	63,442
(2) DTA's allowed per limitation threshold	XXX	XXX	7,602,833
(c) DTA's offset against DTLs	\$ 8,694	\$ —	8,694
(d) DTA's admitted as a result of application of SSAP No. 101	\$ 72,136	\$ —	\$ 72,136

3	(a) Ratio % used to determine recovery period and threshold limitation	58,477 %
	(b) Adjusted capital and surplus used to determine 2(b) thresholds	\$ 50,685,552

4	2021		
	Ordinary	Capital	
Impact of Tax Planning Strategies:			
(a) Determination of adjusted gross DTA and net admitted DTA, by tax character as a %.			
(1) Adjusted gross DTAs amount from Note 9A1c	\$ 172,659	\$ —	
(2) % of net admitted adjusted gross DTAs by tax character attributable to the impact of tax planning strategies	0 %	0 %	
(3) Net admitted adj. gross DTAs amount from Note 9A1e	\$ 72,136	\$ —	
(4) % of net admitted adjusted gross DTAs by tax character admitted because of the impact of planning strategies	0 %	0 %	
(b) Do the tax planning strategies include the use of reinsurance?	Yes	No	X

1	Change During 2022		
	Ordinary	Capital	Total
(a) Gross DTA	\$ (8,088)	\$ —	\$ (8,088)
(b) Statutory valuation allowance adjustments	—	—	—
(c) Adjusted gross DTA	(8,088)	—	(8,088)
(d) Deferred tax assets nonadmitted	(37,065)	—	(37,065)
(e) Subtotal net admitted deferred tax assets	28,977	—	28,977
(f) Deferred tax liabilities	35,371	—	35,371
(g) Net admitted deferred tax asset/(net deferred tax liability)	\$ (6,394)	\$ —	\$ (6,394)

2	Change During 2022		
	Ordinary	Capital	Total
Admission Calculation Components SSAP No. 101 :			
(a) Federal income taxes paid in prior years recoverable by C/B	\$ —	\$ —	\$ —
(b) Adjusted gross DTA expected to be realized	(6,394)	—	(6,394)
(1) DTA's expected to be realized after the balance sheet date	(6,394)	—	(6,394)
(2) DTA's allowed per limitation threshold	XXX	XXX	85,452
(c) DTA's offset against DTLs	\$ 35,371	\$ —	35,371
(d) DTA's admitted as a result of application of SSAP No. 101	\$ 28,977	\$ —	\$ 28,977

3	(a) Ratio % used to determine recovery period and threshold limitation	(3,334)%
	(b) Adjusted capital and surplus used to determine 2(b) thresholds	\$ 626,729

NOTES TO FINANCIAL STATEMENTS

4		Change During 2022	
		Ordinary	Capital
	Impact of Tax Planning Strategies:		
	(a) Determination of adjusted gross DTA and net admitted DTA, by tax character as a %.		
	(1) Adjusted gross DTAs amount from Note 9A1c	\$ (8,088)	\$ —
	(2) % of net admitted adjusted gross DTAs by tax character attributable to the impact of tax planning strategies	0 %	0 %
	(3) Net admitted adj. gross DTAs amount from Note 9A1e	\$ 28,977	\$ —
	(4) % of net admitted adjusted gross DTAs by tax character admitted because of the impact of planning strategies	0 %	0 %

B. DTLs are not recognized for the following amounts:

Not Applicable

C. Significant Components of Income Taxes Incurred

1	The components of current income tax expense are as follows:			
	2022	2021	Change	
(a) Federal	\$ 96,902	\$ 85,513	\$ 11,389	
(b) Foreign	—	—	—	
(c) Subtotal	96,902	85,513	11,389	
(d) Federal income tax on net capital gains	(1,731)	22,747	(24,478)	
(e) Utilization of capital loss carryforwards	—	—	—	
(f) Other	—	—	—	
(g) Federal and foreign income taxes incurred	\$ 95,171	\$ 108,260	\$ (13,089)	

2	The main components of the period end deferred tax amounts and the change in those components are as follows:			
	2022	2021	Change	
DTA: Ordinary				
Policyholder reserves	\$ 76,475	\$ 93,286	\$ (16,811)	
Deferred acquisition costs	88,096	79,373	8,723	
Subtotal: DTA ordinary	164,571	172,659	(8,088)	
Total adjusted gross ordinary DTA	164,571	172,659	(8,088)	
Nonadmitted ordinary DTA	63,458	100,523	(37,065)	
Admitted ordinary DTA	101,113	72,136	28,977	
DTA: Capital				
Investments				
Subtotal: DTA capital	—	—	—	
Capital statutory valuation allowance	—	—	—	
Total adjusted gross capital DTA	—	—	—	
Nonadmitted capital DTA	—	—	—	
Admitted capital DTA	—	—	—	
Total Admitted DTA	\$ 101,113	\$ 72,136	\$ 28,977	

3	DTL: Ordinary			
	2022	2021	Change	
Investments	\$ 44,065	\$ 8,694	\$ 35,371	
Other	—	—	—	
Gross DTL ordinary	44,065	8,694	35,371	
DTL: Capital				
Gross DTL capital	—	—	—	
Total DTL	44,065	8,694	35,371	
Net adjusted DTA/(DTL)	\$ 57,048	\$ 63,442	\$ (6,394)	
Adjust for the change in nonadmitted deferred tax			(37,065)	
Adjusted change in net deferred Income Tax			\$ (43,459)	

NOTES TO FINANCIAL STATEMENTS

D. Reconciliation of federal income tax rate to actual effective rate:

The sum of the income tax incurred and the change in the DTA/DTL is different from the result obtained by applying the statutory federal income tax rate to the pretax income. The significant items causing this difference are as follows:

	2022 Tax effect	% of Pre-tax income \$ 671,658	2021 Tax effect	% of Pre-tax income \$ 522,871
Statutory tax	\$ 141,048	21.00 %	\$ 109,803	21.00 %
All other	(2,418)	(0.36)%	3,017	0.58 %
Total statutory income tax	\$ 138,630	20.64 %	\$ 112,820	21.58
Federal and foreign income taxes incurred	95,171	14.17 %	108,260	20.70 %
Change in net deferred income taxes	43,459	6.47 %	4,560	0.88 %
Total statutory income tax	\$ 138,630	20.64 %	\$ 112,820	21.58

E. Operating loss and tax credit carryforwards and protective tax deposits

- At December 31, 2022, the Company had \$0 of net operating loss carryforwards and \$0 of foreign tax credit carryforwards.
- The amount of federal income taxes incurred in the current year and each preceding year that will be available for recoupment in the event of future net losses are:

2022 \$	—
2021 \$	—
2020 \$	—

- The aggregate amounts of deposits reported as admitted assets under Section 6603 of the IRS Code was \$0 as of December 31, 2022.

F. Consolidated Federal Income Tax Return

- The Company's federal income tax return is consolidated within TR Re, Ltd.'s consolidated federal income tax return. The consolidated federal income tax return includes the following entities:

TR Re, Ltd.
Talcott Resolution Life Insurance Company
Talcott Resolution Life and Annuity Insurance Company
American Maturity Life Insurance Company

2. Federal Income Tax Allocation

Estimated tax payments are made quarterly (if necessary), at which time intercompany tax balances are settled. In the subsequent year, additional settlements (if necessary) are made on the unextended due date of the return and at the time the return is filed. The method of allocation among affiliates of the Company is subject to a written agreement approved by the Board of Directors and based upon separate return calculations with current credit for net losses to the extent the losses provide a benefit in the consolidated tax return.

Note 10 - Information Concerning Parent, Subsidiaries and Affiliates

A&C. See Schedule Y.

B. The Company has no reportable transactions with affiliates in 2022.

D. The Company reported \$20,688 and \$112,956 as a payable to parents, subsidiaries and affiliates as of December 31, 2022 and 2021, respectively. Amounts are settled in accordance with terms of the agreements.

E. Guarantees or undertakings including the Company and any affiliate or related party:

For all guarantees, see Note 14.A.2.

F. Management or expense allocation contracts involving affiliated companies:

Effective August 29, 2022, TL entered into an intercompany liquidity agreement between several Talcott entities: including TR Re, Ltd. ("TR Re"), Talcott Life Re, Ltd ("TLR") and Talcott Life & Annuity Re, Ltd. ("TLAR"). TL may lend a total of \$500M in aggregate to the affiliates. TL may also borrow a total of \$1.5B consisting of \$500M from each of the aforementioned entities. Under the agreement, TLR, TLAR and TR Re cannot extend loans between one another.

Effective August 29, 2022, Talcott Resolution Life and Annuity Insurance Company ("TLA") entered into an intercompany liquidity agreement between several Talcott entities; including TR Re, Ltd. ("TR Re"), Talcott Life Re, Ltd ("TLR") and Talcott Life & Annuity Re, Ltd. ("TLAR"). TLA may lend a total of \$200M in aggregate to these affiliates. TLA may also borrow a total of \$600M consisting of \$200M from each of the aforementioned entities. Under the agreement, TLR, TLAR and TR Re cannot extend loans between one another.

Effective December 28, 2021, TL and certain of its affiliates, including but not limited to insurance companies (the "Talcott Companies"), entered into an Investment Management Agreement with Sixth Street Insurance Solutions, L.P. to provide investment management services with respect to certain assets.

Effective July 1, 2021, TL and certain of its affiliates, including but not limited to insurance companies (the "Talcott Companies"), entered into a new Amended and Restated Services and Cost Allocation Agreement, which superseded the previous Cost Allocation Agreements and authorizes the affiliates and TL to obtain a variety of operating services from each other to conduct their day to day businesses and to provide fair and equitable compensation for their services. Expenses covered under the Agreement are allocated based on cost plus basis.

Effective June 1, 2018, TL and certain of its broker dealer affiliates, including Talcott Resolution Distribution Company ("TDC"), entered into a new Amended and Restated Service and Cost Allocation Agreement, which provides services to the entities for the purpose of conducting their day to day businesses.

Effective June 26, 2018, Hopmeadow Holdings, LP and its direct and indirect subsidiaries entered into a new Tax Allocation Agreement. On December 30, 2021, TR Re, Ltd., a new subsidiary of Hopmeadow Holdings, LP, was added to the agreement via joinder.

NOTES TO FINANCIAL STATEMENTS

Effective June 1, 2018, TL entered into an Intercompany Liquidity Agreement (the "Liquidity Agreement") with Talcott Resolution Life and Annuity Insurance Company ("TLA"). The Agreement allows for short-term advances of funds between TL, TLA and certain TL subsidiaries who become parties to the Liquidity Agreement in the future. There are currently no advances outstanding.

Effective December 12, 2018, TL entered into an Intercompany Liquidity Agreement (the "TLI Liquidity Agreement") with Talcott Resolution Life, Inc. ("TLI"). The TLI Liquidity Agreement allows for short-term advances of funds between TL and TLI. There are currently no advances outstanding.

Effective July 14, 2012, TL entered into an administrative service agreement (the "ASA") with Talcott Administrative Services Company LLC ("TASC", formerly known as Lombard International Administration Services Company, LLC). Under the ASA, TASC provides certain administrative services with respect to specified contracts and accounts.

Principal Underwriting Agreement between TDC, TL, and TLA as amended and restated effective July 17, 2007.

- G. All outstanding shares of the Company's stock are owned by TL, an insurance company domiciled in the State of Connecticut.
- H. The Company does not own shares of any upstream intermediate or ultimate parent, either directly or indirectly via subsidiary, controlled or affiliated ("SCA") company.
- I. The Company has no investments in an SCA company that exceed 10% of its admitted assets.
- J. The Company has no impaired investments in an SCA company.
- K. The Company has no investments in a foreign subsidiary.
- L. The Company has no investments in a downstream noninsurance holding company.
- M. The Company has no investments in noninsurance SCA entities.
- N. The Company has no investments in insurance SCA's for which the audited statutory equity reflects a departure from the NAIC statutory accounting practices and procedures.

Note 11 - Debt

- A. The Company has no outstanding debt.
- B. The Company is not party to any Federal Home Loan Bank agreements.

Note 12 - Retirement Plans, Deferred Compensation, Postemployment Benefits and Compensated Absences and Other Postretirement Benefit Plans

A - D. Defined Benefit Plans

The Company has no direct plans.

E. Defined Contribution Plans

In September, 2021, the Company adopted a new Long-term Cash Incentive Plan ("the Plan") to attract and retain executive and management level employees of the Company and its affiliates in support of the continued growth and long-term performance of the Company. U.S. employees in certain employment bands (generally executive and management level) are eligible to participate in the Plan. Targets vary by employment level. Awards are issued annually at the discretion of management, and vest in full on the third anniversary of the date of the grant, subject to the participant's continued employment with the Company. The expense accrued for the Company during 2022 and 2021 was immaterial.

As of June 1, 2018, TL adopted a investment and savings plan, the Talcott 401(k) Plan and a non-qualified savings plan, the Talcott Resolution Deferred Compensation Plan. Effective December 31, 2018, both plans were assigned to Talcott Resolution Life Inc., the Company's indirect parent. Substantially all U.S. employees of the Company are eligible to participate in the Talcott 401(k) Plan under which designated contributions can be invested in a variety of investments. The Company's contributions include a non-elective contribution of 2% of eligible compensation and a dollar-for-dollar matching contribution of up to 6% of eligible compensation contributed by the employee each pay period. The Talcott Resolution Deferred Compensation Plan has a 6% matching contribution for eligible compensation earned in excess of the 401(a)(17) limit, currently \$275,000. Eligible compensation includes salary and bonuses and participants can defer up to 80% of their eligible pay. The cost allocated to the Company for the years ended December 31, 2022 and 2021 was immaterial.

F. Multiemployer Plans

The Company has no multiemployer plans.

G. Consolidated/Holding Company Plans

The Company participates in Talcott sponsored postemployment plans that provide for medical and salary replacement benefits for employees on long-term disability. The expenses allocated to the Company for long term disability were not material to the results of operations for the years ended December 31, 2022 and 2021.

H. Postemployment Benefits and Compensated Absences

The Company has no direct postemployment benefits and compensated absences.

I. Impact of Medicare Modernization Act on Postretirement Benefits (INT 04-17)

There was no impact from the Modernization Act on Medicare postretirement benefits (INT 04-17) to the Company.

Note 13 - Capital and Surplus, Shareholders' Dividend Restrictions and Quasi-Reorganizations

1. The Company has 15,000 shares of common capital stock authorized and 12,500 shares issued and outstanding. The par value of the stock is \$200.
2. The Company has no preferred shares authorized.
3. The maximum amount of dividends which can be paid to shareholders by Connecticut domiciled insurance companies, without prior approval of the Connecticut Insurance Commissioner ("the Commissioner"), is generally restricted to the greater of 10% of surplus as of the preceding December 31st or the net gain from operations after dividends to policyholders, federal income taxes and before realized capital gains or (losses) for the previous year. In addition, if any dividend exceeds the insurer's earned surplus, it requires the prior approval of the Commissioner. Dividends are paid as determined by the Board of Directors in accordance with state statutes and regulations, and are not cumulative. With respect to dividends to its parent TL, the Company's dividend limitation under the holding company laws of Connecticut is \$0 in 2023. Because the Company's earned surplus is negative as of December 31, 2022, the Company will not be permitted to pay any dividends to TL in 2023 without prior approval from the

NOTES TO FINANCIAL STATEMENTS

Commissioner until such time as earned surplus becomes positive. As a condition to the Sixth Street Acquisition described in Note 21, the Department requires any dividends for the Company, for a two-year period following the acquisition, be approved by the Commissioner.

4. The Company paid no dividends in 2022 and 2021.
5. Within the limits of (3) above, there are no additional restrictions placed on the portion of Company profits that may be paid as ordinary dividends to stockholders.
6. No restrictions have been placed on the unassigned funds of the Company.
7. The Company is not organized as a mutual company.
8. No stock is being held by the Company for special purposes.
9. The Company had no changes in the balances of any special surplus funds from the prior period.
10. The portion of unassigned funds (surplus) represented or reduced by cumulative unrealized gains and (losses) is \$0.
11. The Company has no surplus notes outstanding.
12. The Company had no restatements due to quasi-reorganization.
13. The Company had no quasi-reorganizations.

Note 14 - Liabilities, Contingencies, and Assessments**A. Contingent Commitments**

1. The Company has no commitments or contingent commitments to a joint venture, partnership or limited liability company.
2. Detail of Other Contingent Commitments
Not applicable.
3. Summary of Detail in Note 14.A.2.
Not applicable.

B. Assessments

1. Liability and Related Asset

In all states, insurers licensed to transact certain classes of insurance are required to become members of a guaranty fund. In most states, in the event of the insolvency of an insurer writing any such class of insurance in the state, members of the funds are assessed to pay certain claims of the insolvent insurer. A particular state's fund assesses its members based on their respective written premiums in the state for the classes of insurance in which the insolvent insurer was engaged. Assessments are generally limited for any year to one or two percent of premiums written per year, depending on the state.

Under insurance guaranty fund laws in each state, the District of Columbia and Puerto Rico, insurers licensed to do business can be assessed by state insurance guaranty associations for certain obligations of insolvent insurance companies to policyholders and claimants. Part of the assessments paid by/refunded to the Company pursuant to these laws may be used as credits for a portion of the associated premium taxes. The Company paid no guaranty fund assessments in 2022 and 2021. The Company had a guaranty fund receivable of \$0 as of both December 31, 2022 and 2021.
2. Rollforward of Related Asset

The Company has no guaranty fund assets to rollforward.
3. Guaranty Fund Liabilities and Assets Related to Assessments from Insolvencies for Long-Term Care Contracts

The Company has no guaranty fund liabilities and assets related to assessments from insolvencies for long-term care contracts.

C. Gain Contingencies

The Company has no gain contingencies.

D. Claims related extra contractual obligations and bad faith losses stemming from lawsuits

The Company has no claims related extra contractual obligation and bad faith losses stemming from lawsuits.

E. Joint and Several Liabilities

The Company had no joint and several liabilities.

F. All Other Contingencies

The Company is or may become involved in various legal actions, some of which assert claims for substantial amounts. Management expects that the ultimate liability, if any, with respect to such lawsuits, after consideration of provisions made for estimated losses and costs of defense, will not be material to the financial condition of the Company.

For additional information, please refer to the current and periodic reports filed by Talcott Resolution Life Insurance Company with the United States Securities and Exchange Commission.

Note 15 - Leases

- A. The Company has no material lease commitments. The Company reimburses its parent, TL for rent of its Home Office Facility.
- B. Leasing is not a source of income for the Company.

NOTES TO FINANCIAL STATEMENTS

Note 16- Information about Financial Instruments with Off-Balance Sheet Risk and Financial Instruments with Concentrations of Credit Risk

The Company has no financial instruments with off-balance sheet risk.

The Company aims to maintain a diversified investment portfolio including issuer, sector, and geographic stratification, and has established certain exposure limits, diversification standards and review procedures to mitigate credit risk. The Company is not exposed to any credit concentration risk of a single issuer, excluding U.S. Government securities, greater than 10% of the Company's capital and surplus as of December 31, 2022.

Note 17- Sale, Transfer and Servicing of Financial Assets and Extinguishments of Liabilities

- A. The Company had no transfers of receivables reported as sales.
- B. The Company had no transfer or servicing of financial assets.
- C. **Wash sales**

The Company had no wash sales.

Note 18 - Gain or Loss to the Reporting Entity from Uninsured Plans and the Uninsured Portion of Partially Insured Plans

The Company had no gain or loss from uninsured Accident & Health plans or the uninsured portion of partially insured plans.

Note 19 - Direct Premium Written/Produced by Managing General Agents/Third Party Administrators

The Company had no direct premiums written by managing general agents or third-party administrators.

Note 20 - Fair Value Measurements

A. Fair Value Measurements

Fair value is determined based on the "exit price" notion which is defined as the price that would be received to sell an asset in the principal or most advantageous market for the asset in an orderly transaction between market participants. The Company's Separate Account assets are held at fair value.

The Company's investment manager for the Company's general account (a registered investment adviser under the Investment Advisers Act of 1940), with oversight by the Company's Investment Management Department and its Finance and Investment Committee ("FIC"), a committee co-chaired by the Chief Investment Officer and the Chief Risk Officer of the Company, estimates the fair value for financial assets held in the Company's general account and guaranteed separate accounts based on the framework established in the fair value accounting guidance. The Company reviews its investment manager's pricing policy on a periodic basis, with any changes to be approved by the FIC. The Company reserves the right to take exception to its investment manager's pricing of a particular asset and, with FIC's approval, to adjust the price received from its investment manager for that particular asset. The following section applies the fair value hierarchy and disclosure requirements for the Company's Separate Account assets, and categorizes the inputs in the valuation techniques used to measure fair value into three broad Levels (Level 1, 2, or 3):

- Level 1 Unadjusted quoted prices for identical assets in active markets that the Company has the ability to access at the measurement date. Level 1 securities include open-ended mutual funds reported in Separate Account assets.
- Level 2 Observable inputs, other than quoted prices included in Level 1, for the asset or prices for similar assets. Certain short-term investments reported in Separate Account assets are model priced by vendors using observable inputs and are classified within Level 2.
- Level 3 Valuations that are derived from techniques in which one or more of the significant inputs are unobservable (including assumptions about risk). Because Level 3 values, by their nature, contain one or more significant unobservable inputs as there is little or no observable market for these assets and liabilities, considerable judgment is used to determine the Level 3 fair values. Level 3 fair values represent the Company's best estimate of an amount that could be realized in a current market exchange absent actual market exchanges.

In many situations, inputs used to measure the fair value of an asset may fall into different levels of the fair value hierarchy. In these situations, the Company will determine the level in which the fair value falls based upon the lowest level input that is significant to the determination of the fair value. In most cases, both observable (e.g., changes in interest rates) and unobservable (e.g., changes in risk assumptions) inputs are used in the determination of fair values that the Company's investment manager has classified within Level 3. Consequently, these values and the related gains and losses are based upon both observable and unobservable inputs. The Company's bonds included in Level 3 are classified as such because these securities are primarily within illiquid markets and/or priced by independent brokers.

1. The following table presents assets carried at fair value by hierarchy level:

December 31, 2022				
(Amounts in thousands)	Quoted Prices in Active Markets for Identical Assets (Level 1)	Significant Observable Inputs (Level 2)	Significant Unobservable Inputs (Level 3)	Total
a. Assets accounted for at fair value				
Separate Account assets	\$ 12,514		\$ —	\$ 12,514
Total assets accounted for at fair value	\$ 12,514	\$ —	\$ —	\$ 12,514
b. Liabilities accounted for at fair value				
N/A	\$ —	\$ —	\$ —	\$ —
Total liabilities accounted for at fair value	\$ —	\$ —	\$ —	\$ —

Fair values and changes in the fair values of Separate Account assets generally accrue directly to the policyholders and are not included in the Company's revenues and expenses or surplus.

Valuation Techniques, Procedures and Controls

The Company determines the fair values of certain financial assets and liabilities based on quoted market prices where available and where prices represent reasonable estimates of fair value. The Company also determines fair values based on future cash flows discounted at the appropriate current market rate. Fair values reflect adjustments for counterparty credit quality, the Company's default spreads, liquidity and, where appropriate, risk margins on unobservable parameters.

The fair value process is monitored by the Valuation Committee of the Company's investment manager, which is a cross-functional group of senior management that meets at least quarterly. The purpose of the committee is to oversee the pricing policy and procedures by ensuring objective and reliable valuation practices and pricing of financial instruments as well as addressing valuation issues and approving changes to valuation methodologies and pricing sources. There are also two working groups under the Valuation Committee of the Company's investment manager, a Securities Valuation Group and a Derivatives Valuation Group, which include

NOTES TO FINANCIAL STATEMENTS

various investment, operations, accounting, compliance and risk management professionals that meet on a regular basis, to review market data trends, pricing and trading statistics and results, and any proposed pricing methodology changes.

In addition, the Finance and Investment Committee of the Company, co-chaired by its Chief Investment Officer and Chief Financial Officer, is responsible for the approval and monitoring of the Valuation Policy of the Company as well as the adjudication of any valuation disputes thereunder. The Valuation Policy addresses valuation of all financial instruments held in the general account and guaranteed separate accounts of the Company, including all derivative positions. The Finance and Investment Committee meets regularly, and its members include a cross-functional group of senior management as well as various investment, accounting, finance, and risk management professionals.

The Company also has an enterprise-wide Operational Risk Management function which is responsible for establishing, maintaining and communicating the framework, principles and guidelines of the Company's operational risk management program. This includes model risk management which provides an independent review of the suitability, characteristics and reliability of model inputs as well as an analysis of significant changes to current models.

Bonds and Stocks

The fair values of bonds and stocks in an active and orderly market (e.g., not distressed or forced liquidation) are determined by the Company's investment manager using a "waterfall" approach utilizing the following pricing sources: quoted prices for identical assets or liabilities, prices from third-party pricing services, independent broker quotations, or internal matrix pricing processes. Typical inputs used by these pricing sources include, but are not limited to, benchmark yields, reported trades, broker/dealer quotes, issuer spreads, benchmark securities, bids, offers, and/or estimated cash flows, prepayment speeds, and default rates. Most bonds do not trade daily. Based on the typical trading volumes and the lack of quoted market prices for bonds, third-party pricing services utilize matrix pricing to derive security prices. Matrix pricing relies on securities' relationships to other benchmark quoted securities, which trade more frequently. Pricing services utilize recently reported trades of identical or similar securities making adjustments through the reporting date based on the preceding outlined available market observable information. If there are no recently reported trades, the third-party pricing services may develop a security price using expected future cash flows based upon collateral performance and discounted at an estimated market rate. Both matrix pricing and discounted cash flow techniques develop prices by factoring in the time value for cash flows and risk, including liquidity and credit.

Prices from third-party pricing services may be unavailable for securities that are rarely traded or are traded only in privately negotiated transactions. As a result, certain securities are priced via independent broker quotations which utilize inputs that may be difficult to corroborate with observable market based data. Additionally, the majority of these independent broker quotations are non-binding.

The Company's investment manager utilizes an internally developed matrix pricing process for private placement securities for which the Company is unable to obtain a price from a third-party pricing service. The process is similar to the third-party pricing services. The Company's investment manager develops credit spreads each month using market based data for public securities adjusted for credit spread differentials between public and private securities which are obtained from a survey of multiple private placement brokers. The credit spreads determined through this survey approach are based upon the issuer's financial strength and term to maturity, utilizing independent public security index and trade information and adjusting for the non-public nature of the securities. Credit spreads combined with risk-free rates are applied to contractual cash flows to develop a price.

The Company's investment manager performs ongoing analyses of the prices and credit spreads received from third parties to ensure that the prices represent a reasonable estimate of the fair value. In addition, the Company's investment manager ensures that prices received from independent brokers represent a reasonable estimate of fair value through the use of internal and external cash flow models utilizing spreads, and when available, market indices. As a result of these analyses, if the Company's investment manager determines that there is a more appropriate fair value based upon the available market data, the price received from the third party is adjusted accordingly and approved by the Valuation Committee of the Company's investment manager.

The Company's investment manager conducts other specific monitoring controls around pricing. Daily, weekly and monthly analyses identify price changes over pre-determined thresholds for bonds and equity securities. Monthly analyses identify prices that have not changed, and missing prices. Also on a monthly basis, a second source validation is performed on most sectors. Analyses are conducted by a dedicated pricing unit that follows up with trading and investment sector professionals and challenges prices with vendors when the estimated assumptions used differs from what the Company's investment manager feels a market participant would use. Examples of other procedures performed include, but are not limited to, initial and ongoing review of third-party pricing services' methodologies, review of pricing statistics and trends and back testing recent trades.

The Company's investment manager has analyzed the third-party pricing services' valuation methodologies and related inputs, and has also evaluated the various types of securities in its investment portfolio to determine an appropriate fair value hierarchy level based upon trading activity and the observability of market inputs. Most prices provided by third-party pricing services are classified into Level 2 because the inputs used in pricing the securities are observable. Due to the lack of transparency in the process that brokers use to develop prices, most valuations that are based on brokers' prices are classified as Level 3. Some valuations may be classified as Level 2 if the price can be corroborated with observable market data.

Valuation Inputs for Separate Account Assets

Separate Account assets are primarily invested in mutual funds but also have investments in bonds and stocks. For Level 1 investments, valuations are based on observable inputs that reflect quoted prices for identical assets in active markets that the Company has the ability to access at the measurement date.

For the Separate Accounts' Level 2 bond securities, typical inputs used by pricing techniques include, but are not limited to, benchmark yields, reported trades, broker/dealer quotes, issuer spreads, benchmark securities, bids, offers, and/or estimated cash flows, prepayment speeds, and default rates.

B. Other Fair Value Disclosures

Not applicable.

C. Fair Values for All Financial Instruments by Levels 1, 2 and 3

The tables below reflect the fair values and admitted values of all admitted assets and liabilities that are financial instruments excluding those accounted for under the equity method (joint ventures and partnerships). The fair values are also categorized into the three-level fair value hierarchy as described in Note 20A.

(Amounts in thousands)	December 31, 2022						
	Aggregate Fair Value	Admitted Value	(Level 1)	(Level 2)	(Level 3)	Net Asset Value (NAV)	Not Practicable (Carrying Value)
Assets							
Bonds – unaffiliated	\$ 48,417	\$ 50,500	\$ —	\$ 48,417	\$ —	\$ —	\$ —
Cash, cash equivalents and short-term investments - unaffiliated	1,120	1,120	1,120	—	—	—	—
Separate Account assets	12,514	12,514	12,514	—	—	—	—
Total assets	\$ 62,051	\$ 64,134	\$ 13,634	\$ 48,417	\$ —	\$ —	\$ —
Liabilities							
Separate Account liabilities	\$ (12,514)	\$ (12,514)	\$ (12,514)	\$ —	\$ —	\$ —	\$ —
Total liabilities	\$ (12,514)	\$ (12,514)	\$ (12,514)	\$ —	\$ —	\$ —	\$ —

NOTES TO FINANCIAL STATEMENTS

Type of Financial Instrument	December 31, 2021						
	Aggregate Fair Value	Admitted Value	(Level 1)	(Level 2)	(Level 3)	Net Asset Value (NAV)	Not Practicable (Carrying Value)
Assets							
Bonds – unaffiliated	\$ 46,763	\$ 46,658	\$ —	\$ 46,763	\$ —	\$ —	\$ —
Cash, cash equivalents and short-term investments - unaffiliated	4,572	4,572	4,572	—	—	—	—
Separate Account assets	16,656	16,656	16,656	—	—	—	—
Total assets	\$ 67,991	\$ 67,886	\$ 21,228	\$ 46,763	\$ —	\$ —	\$ —
Liabilities							
Separate Account liabilities	\$ (16,656)	\$ (16,656)	\$ (16,656)	\$ —	\$ —	\$ —	\$ —
Total liabilities	\$ (16,656)	\$ (16,656)	\$ (16,656)	\$ —	\$ —	\$ —	\$ —

The valuation methodologies used to determine the fair values of bonds are described in the above Fair Value Measurements section of this note.

The amortized cost of cash, cash equivalents and short-term investments approximates fair value.

D. Financial Instruments For Which Not Practicable to Estimate Fair Values

At December 31, 2022, the Company had no investments where it was not practicable to estimate fair value.

E. Financial Instruments Measured Using the NAV

The Company had no investments measured using the NAV.

Note 21 – Other Items

A. Unusual or Infrequent Items

The Company had no unusual or infrequent items during the reporting period.

B. Troubled Debt Restructuring Debtors

The Company had no troubled debt restructurings during the reporting period.

C. Other Disclosures

On June 30, 2021, the Company's indirect owner, Hopmeadow Holdings GP LLC, completed the sale of Talcott Resolution Life Inc. ("TLI") and its life and annuity operating subsidiaries, including the Company, (the "Sixth Street Acquisition") through the merger of an affiliate of Sixth Street a global investment firm, with and into Hopmeadow Holdings, LP (TLI's indirect parent) pursuant to an Agreement and Plan of Merger (the "Agreement"). Through the Agreement, Sixth Street obtained 100% control of TLI and its life and annuity operating subsidiaries. As a result of this sale and merger, the Company has new indirect owners.

D. Business Interruption Insurance Recoveries

No business interruption insurance recoveries were received.

E. State Transferable and Non-transferable Tax Credits

The Company had no unused state transferable or nontransferable tax credits.

F. Subprime Mortgage-Related Risk Exposure

The Company has no subprime mortgage-related risk exposure.

G. Retained Assets

The Company has no retained assets.

H. Insurance-Linked Securities (ILS) Contracts

The Company had no insurance-linked securities contracts.

I. Realized Amount on Life Insurance

The Company had no ownership of or rights to control life insurance policies.

Note 22 - Events Subsequent

The Company had no material subsequent events through the filing date of February 22, 2023.

Note 23 - Reinsurance

A. Ceded Reinsurance Report

Section 1 - General Interrogatories

- There are no reinsurers listed in Schedule S as non-affiliated, owned in excess of 10% or controlled, either directly or indirectly, by the Company or by any representative, officer, trustee, or director of the Company.
- No policies issued by the Company have been reinsured with a company chartered in a country other than the United States (excluding U.S. Branches of such companies) which is owned in excess of 10% or controlled directly or indirectly by an insured, a beneficiary, a creditor of an insured or any other person not primarily engaged in the insurance business.

Section 2 - Ceded Reinsurance Report - Part A

NOTES TO FINANCIAL STATEMENTS

1. The Company has no reinsurance agreements in effect under which the reinsurer may unilaterally cancel any reinsurance for reasons other than for nonpayment of premium or other similar credits.
2. The Company has no reinsurance agreements in effect such that the amount of losses paid or accrued through the statement date may result in a payment to the reinsurer of amounts which, in aggregate and allowing for offset of mutual credits from other reinsurance agreements with the same reinsurer, exceed the total direct premium collected under the reinsurance policies.

Section 3 - Ceded Reinsurance Report - Part B

1. The estimated amount of the aggregate reduction in surplus, for agreements not reflected in Section 2 above, of termination of all reinsurance agreements, by either party, as of the date of this statement is \$0.
2. There have been no new agreements executed or existing agreements amended, since January 1 of the year of this statement, to include policies or contracts which were in-force or which had existing reserves established by the Company as of the effective date of the agreement.

B. Uncollectible Reinsurance

The Company did not write off any uncollectible reinsurance during the year.

C. Commutation of Ceded Reinsurance

The Company has not commuted any ceded reinsurance during the year.

D. Certified Reinsurer Rating Downgraded or Status Subject to Revocation

Not applicable.

E. The Company has no variable annuity reinsurance contracts with an affiliated captive reinsurer.

F. The Company has no reinsurance agreements with an affiliated captive reinsurer.

G. The Company does not utilize captives to assume reserves for ceding entities.

H. Reinsurance Credit

1. The Company has no reinsurance contracts (or multiple contracts with the same reinsurer or its affiliates) subject to A-791 that include a provision, which limits the reinsurer's assumption of significant risks identified as in A-791.
2. The Company has no reinsurance contracts (or multiple contracts with the same reinsurer or its affiliates) not subject to A-791, for which reinsurance accounting was applied that include a provision that limits the reinsurer's assumption of risk.
3. The Company has no reinsurance contracts that contain features which result in delays in payment in form or in fact.
4. The Company has no reinsurance accounting credits for contracts not subject to A-791 and not yearly renewable term, which meet the risk transfer requirements of SSAP No. 61R.
5. The Company has not ceded any risk which is not subject to A-791 and not yearly renewable term reinsurance, under any reinsurance contract (or multiple contracts with the same reinsurer or its affiliates) during the period covered by the financial statement which is either: (i) accounted for as reinsurance under statutory accounting principles ("SAP") and as a deposit under generally accepted accounting principles ("GAAP") or (ii) accounted for as reinsurance under GAAP and a deposit under SAP.
6. Not applicable.

Note 24 - Retrospectively Rated Contracts & Contracts Subject to Redetermination

A.-C. The Company has no retrospectively rated contracts.

D. The Company had no medical loss ratio rebates.

E. The Company had no accident and health insurance premiums that are subject to the Affordable Care Act risk-sharing provisions.

Note 25 - Changes in Incurred Losses and Loss Adjustment Expenses

The Company had no change to incurred losses or loss adjustment expenses.

Note 26 - Intercompany Pooling Arrangements

The Company has no intercompany pooling arrangements.

Note 27 - Structured Settlements

The Company has not purchased any structured settlements.

Note 28 - Health Care Receivables

The Company has no health care receivables.

Note 29 - Participating Policies

The Company has no participating policies.

Note 30 - Premium Deficiency Reserves

The Company had no premium deficiency reserves.

Note 31 - Reserves for Life Contracts and Deposit-Type Contracts

NOTES TO FINANCIAL STATEMENTS

1. Not applicable.
2. Not applicable.
3. Not applicable.
4. Tabular interest, tabular less actual reserves released and tabular cost are determined by formula as described in the NAIC SAP.
5. Tabular interest for contracts not involving life contingencies represents the net amount credited taking into account increments of premiums and annuity considerations and decrements of benefits, withdrawals, loads and policy charges.
6. Not applicable.

Note 32 - Analysis of Annuity Actuarial Reserves and Deposit Liabilities by Withdrawal Characteristics

An analysis of annuity actuarial reserves and deposit fund liabilities by withdrawal characteristics as of December 31, 2022 (including General and Separate Account liabilities) is presented below:

A. INDIVIDUAL ANNUITIES

	General Account	Separate Account with Guarantees	Separate Account Nonguaranteed	Total	% of Total
1. Subject to discretionary withdrawal					
a. With market value adjustment	\$ —	\$ 28,028	\$ —	\$ 28,028	4.22
b. At book value less current surrender charge of 5% or more	—	—	—	—	0.00
c. At fair value	—	—	85,244	85,244	12.83
d. Total with market value adjustment or at fair value (total of 1 through 3)	—	28,028	85,244	113,272	17.05
e. At book value without adjustment (minimal or no charge or adjustment)	138,730	19,346	—	158,076	23.80
2. Not subject to discretionary withdrawal	392,896	—	—	392,896	59.15
3. Total (gross: direct + assumed)	531,626	47,374	85,244	664,244	100.00
4. Reinsurance ceded	531,626	47,374	—	579,000	
5. Total (net)	\$ —	\$ —	\$ 85,244	\$ 85,244	
6. Amount included in A(1)b above that will move to A(1)e in the year after the statement date.	\$ —	\$ —	\$ —	\$ —	

B. GROUP ANNUITIES

	General Account	Separate Account with Guarantees	Separate Account Nonguaranteed	Total	% of Total
1. Subject to discretionary withdrawal					
a.. With market value adjustment	\$ —	\$ 6,366,367	\$ —	\$ 6,366,367	23.89
b.. At book value less current surrender charge of 5% or more	—	—	—	—	0.00
c. At fair value	—	—	11,974,518	11,974,518	44.94
d. Total with market value adjustment or at fair value (total of 1 through 3)	—	6,366,367	11,974,518	18,340,885	68.83
e. At book value without adjustment (minimal or no charge or adjustment)	2,865,480	354,631	—	3,220,111	12.08
2. Not subject to discretionary withdrawal	4,740,190	—	345,680	5,085,870	19.09
3. Total (gross: direct + assumed)	7,605,670	6,720,998	12,320,198	26,646,866	100.00
4. Reinsurance ceded	7,208,832	6,720,998	—	13,929,830	
5. Total (net)	\$ 396,838	\$ —	\$ 12,320,198	\$ 12,717,036	
6. Amount included in B(1)b above that will move to B(1)e in the year after the statement date:	\$ —	\$ —	\$ —	\$ —	

Reconciliation of total annuity actuarial reserves and deposit fund liabilities:

F. Life and Accident & Health Annual Statement:	
1. Exhibit 5, Annuities Section, Total (net)	\$ 396,838
2. Exhibit 5, Supplementary Contract Section, Total (net)	—
3. Exhibit 7, Deposit-Type Contracts Section, Total (net)	—
4. Subtotal	396,838
Separate Account Annual Statement:	
5. Exhibit 3, Annuities Section, Total (net)	12,405,442
6. Exhibit 3, Supplemental Contract Section, Total (net)	—
7. Policyholder dividend and coupon accumulations	—
8. Policyholder premiums	—
9. Guaranteed interest contracts	—
10. Exhibit 4, Deposit-Type Contracts Section, Total (net)	—
11. Subtotal	12,405,442
12. Combined total	\$ 12,802,280

Note 33 - Analysis of Life Actuarial Reserves by Withdrawal Characteristics

The Company has no life actuarial reserves.

NOTES TO FINANCIAL STATEMENTS

Note 34 - Premium and Annuity Considerations Deferred and Uncollected

The Company has no premium and annuity considerations deferred and uncollected.

Note 35 - Separate Accounts

A. Separate Account Activity

- The Company maintained Separate Account assets totaling \$12,514,302 and \$16,656,443 at December 31, 2022 and 2021, respectively. The Company utilizes Separate Accounts to record and account for assets and liabilities for particular lines of business and/or transactions. For the current reporting year, the Company reported assets and liabilities from group and individual variable annuity product lines in Separate Accounts.

In accordance with the domiciliary state procedures for approving items within the Separate Account, the Separate Account classification is supported by state statute.

- Some assets are considered legally insulated whereas others are not legally insulated from the General Account.

As of December 31, 2022 and 2021, the Company Separate Account statement included legally insulated assets of \$12,369,356 and \$16,511,528, respectively. The assets legally insulated from the General Account are attributed to the following product lines as of:

Product Lines	December 31, 2022		December 31, 2021	
	Legally Insulated Assets	Assets (not legally insulated)	Legally Insulated Assets	Assets (not legally insulated)
Group variable annuities	\$ 12,284,354	\$ —	\$ 16,388,394	\$ —
Individual variable annuities	85,002	—	123,134	—
Modified Guarantee Contracts	—	144,946	—	144,915
Total	\$ 12,369,356	\$ 144,946	\$ 16,511,528	\$ 144,915

- In accordance with the product lines recorded within the Separate Account statement, some Separate Account liabilities are guaranteed by the General Account, wherein the Company contractually guarantees either a minimum return or account value to the policyholder.

Separate Account liabilities are determined in accordance with prescribed actuarial methodologies, which approximate the market value less applicable surrender charges. The resulting surplus, net of reinsurance, is recorded in the General Account Summary of Operations as a component of Net Transfers to or (from) Separate Accounts.

For the year ended December 31, 2022, the General Account of the Company had a maximum guarantee for Separate Account liabilities of \$0. To compensate the General Account for the risk taken, the Separate Account has paid risk charges as follows for the past five years:

a.	2022	\$	—
b.	2021	\$	—
c.	2020	\$	—
d.	2019	\$	—
e.	2018	\$	—

As of December 31, 2022, the General Account of the Company had paid no Separate Account guarantees. The total Separate Account guarantees paid by the General Account for the preceding four years ending December 31, 2022, 2021, 2020, and 2019 were \$0.

- The Company does not engage in securities lending transactions within the Separate Accounts.

B. General Nature and Characteristics of Separate Accounts Business

Investment income (including investment gains and losses) and interest credited to policyholders on Separate Account assets are not separately reflected in the Summary of Operations.

Separate Account fees, net of minimum guarantees, were \$117,600 and \$135,306 for the years ended December 31, 2022 and 2021, respectively, and are recorded as a component of Fee Income on the Company's Summary of Operations.

Separate Accounts held by the Company represent funds for nonguaranteed group and individual variable annuity contracts, wherein the policyholder assumes substantially all the investment risks and rewards. The assets of these accounts are carried at market value.

NOTES TO FINANCIAL STATEMENTS

An analysis of the Separate Account reserves as of December 31, 2022 is as follows:

	Indexed	Nonindexed Guaranteed Less Than or Equal to 4%	Nonindexed Guaranteed More Than 4%	Nonguaranteed Separate Accounts	Total
1. Premium considerations or deposits for the year ended December 31, 2021	\$ —	\$ —	\$ —	\$ 10,000	\$ 10,000
Reserves at year-end:					
2. For accounts with assets at:					
a. Fair value	\$ —	\$ —	\$ —	\$ 12,405,442	\$ 12,405,442
b. Amortized cost	—	—	—	—	—
c. Total reserves	\$ —	\$ —	\$ —	\$ 12,405,442	\$ 12,405,442
3. By withdrawal characteristics:					
a. Subject to discretionary withdrawal	\$ —	\$ —	\$ —	\$ —	—
1. With market value adjustment	—	—	—	—	—
2. At book value without market value adjustment and with surrender charge of 5% or more	—	—	—	—	—
3. At fair value	—	—	—	12,059,762	12,059,762
4. At book value without market value adjustment and with surrender charge of less than 5%	—	—	—	—	—
5. Subtotal	—	—	—	12,059,762	12,059,762
b. Not subject to discretionary withdrawal	—	—	—	345,680	345,680
c. Total	\$ —	\$ —	\$ —	\$ 12,405,442	\$ 12,405,442
4. Reserves for asset default risk in lieu of AVR					\$ —

C. Reconciliation of Net Transfers to or (from) Separate Accounts:

	December 31, 2022	December 31, 2021
1. Transfers as reported in the Summary of Operations of the Separate Account Statement		
a. Transfer to Separate Accounts	\$ 10,000	\$ 11,253
b. Transfer from Separate Accounts	1,495,803	670,555
c. Net Transfer to/(from) Separate Accounts (a) - (b)	(1,485,803)	(659,302)
2. Reconciling Adjustments:		
Internal exchanges and other Separate Account activity		1
3. Transfers as reported in the Summary of Operations of the Life, Accident & Health Annual Statement (1c) + 2	\$ (1,485,803)	\$ (659,301)

Note 36 - Loss/Claim Adjustment Expenses

The Company had no loss/claim adjustment expenses.

GENERAL INTERROGATORIES

PART 1 - COMMON INTERROGATORIES GENERAL

- 1.1 Is the reporting entity a member of an Insurance Holding Company System consisting of two or more affiliated persons, one or more of which is an insurer? Yes [X] No []
If yes, complete Schedule Y, Parts 1, 1A, 2 and 3.
- 1.2 If yes, did the reporting entity register and file with its domiciliary State Insurance Commissioner, Director or Superintendent or with such regulatory official of the state of domicile of the principal insurer in the Holding Company System, a registration statement providing disclosure substantially similar to the standards adopted by the National Association of Insurance Commissioners (NAIC) in its Model Insurance Holding Company System Regulatory Act and model regulations pertaining thereto, or is the reporting entity subject to standards and disclosure requirements substantially similar to those required by such Act and regulations? Yes [X] No [] N/A []
- 1.3 State Regulating? CT
- 1.4 Is the reporting entity publicly traded or a member of a publicly traded group? Yes [] No [X]
- 1.5 If the response to 1.4 is yes, provide the CIK (Central Index Key) code issued by the SEC for the entity/group.
- 2.1 Has any change been made during the year of this statement in the charter, by-laws, articles of incorporation, or deed of settlement of the reporting entity? Yes [] No [X]
- 2.2 If yes, date of change:
- 3.1 State as of what date the latest financial examination of the reporting entity was made or is being made. 12/31/2022
- 3.2 State the as of date that the latest financial examination report became available from either the state of domicile or the reporting entity. This date should be the date of the examined balance sheet and not the date the report was completed or released. 12/31/2017
- 3.3 State as of what date the latest financial examination report became available to other states or the public from either the state of domicile or the reporting entity. This is the release date or completion date of the examination report and not the date of the examination (balance sheet date). 05/10/2019
- 3.4 By what department or departments?
Connecticut State Insurance Department
- 3.5 Have all financial statement adjustments within the latest financial examination report been accounted for in a subsequent financial statement filed with Departments? Yes [] No [] N/A [X]
- 3.6 Have all of the recommendations within the latest financial examination report been complied with? Yes [X] No [] N/A []
- 4.1 During the period covered by this statement, did any agent, broker, sales representative, non-affiliated sales/service organization or any combination thereof under common control (other than salaried employees of the reporting entity), receive credit or commissions for or control a substantial part (more than 20 percent of any major line of business measured on direct premiums) of:
4.11 sales of new business? Yes [] No [X]
4.12 renewals? Yes [] No [X]
- 4.2 During the period covered by this statement, did any sales/service organization owned in whole or in part by the reporting entity or an affiliate, receive credit or commissions for or control a substantial part (more than 20 percent of any major line of business measured on direct premiums) of:
4.21 sales of new business? Yes [] No [X]
4.22 renewals? Yes [] No [X]
- 5.1 Has the reporting entity been a party to a merger or consolidation during the period covered by this statement? Yes [] No [X]
If yes, complete and file the merger history data file with the NAIC.
- 5.2 If yes, provide the name of the entity, NAIC Company Code, and state of domicile (use two letter state abbreviation) for any entity that has ceased to exist as a result of the merger or consolidation.

1 Name of Entity	2 NAIC Company Code	3 State of Domicile
.....

- 6.1 Has the reporting entity had any Certificates of Authority, licenses or registrations (including corporate registration, if applicable) suspended or revoked by any governmental entity during the reporting period? Yes [] No [X]
- 6.2 If yes, give full information:
- 7.1 Does any foreign (non-United States) person or entity directly or indirectly control 10% or more of the reporting entity? Yes [] No [X]
- 7.2 If yes,
7.21 State the percentage of foreign control; %
7.22 State the nationality(s) of the foreign person(s) or entity(s); or if the entity is a mutual or reciprocal, the nationality of its manager or attorney-in-fact and identify the type of entity(s) (e.g., individual, corporation, government, manager or attorney-in-fact).

1 Nationality	2 Type of Entity
.....

ANNUAL STATEMENT FOR THE YEAR 2022 OF THE American Maturity Life Insurance Company

GENERAL INTERROGATORIES

- 8.1 Is the company a subsidiary of a depository institution holding company (DIHC) or a DIHC itself, regulated by the Federal Reserve Board? Yes [] No [X]
- 8.2 If the response to 8.1 is yes, please identify the name of the DIHC.
.....
- 8.3 Is the company affiliated with one or more banks, thrifts or securities firms? Yes [X] No []
- 8.4 If response to 8.3 is yes, please provide below the names and location (city and state of the main office) of any affiliates regulated by a federal regulatory services agency [i.e. the Federal Reserve Board (FRB), the Office of the Comptroller of the Currency (OCC), the Federal Deposit Insurance Corporation (FDIC) and the Securities Exchange Commission (SEC)] and identify the affiliate's primary federal regulator.

1 Affiliate Name	2 Location (City, State)	3 FRB	4 OCC	5 FDIC	6 SEC
Talcott Resolution Distribution Company	Windsor, CT	NO	NO	NO	YES

- 8.5 Is the reporting entity a depository institution holding company with significant insurance operations as defined by the Board of Governors of Federal Reserve System or a subsidiary of the depository institution holding company? Yes [] No [X]
- 8.6 If response to 8.5 is no, is the reporting entity a company or subsidiary of a company that has otherwise been made subject to the Federal Reserve Board's capital rule? Yes [] No [X] N/A []
9. What is the name and address of the independent certified public accountant or accounting firm retained to conduct the annual audit?
Deloitte & Touche, LLP, City Place I, 33rd Floor, 185 Asylum Street, Hartford, CT 06103-3402
- 10.1 Has the insurer been granted any exemptions to the prohibited non-audit services provided by the certified independent public accountant requirements as allowed in Section 7H of the Annual Financial Reporting Model Regulation (Model Audit Rule), or substantially similar state law or regulation? Yes [] No [X]
- 10.2 If the response to 10.1 is yes, provide information related to this exemption:
.....
- 10.3 Has the insurer been granted any exemptions related to the other requirements of the Annual Financial Reporting Model Regulation as allowed for in Section 18A of the Model Regulation, or substantially similar state law or regulation? Yes [] No [X]
- 10.4 If the response to 10.3 is yes, provide information related to this exemption:
.....
- 10.5 Has the reporting entity established an Audit Committee in compliance with the domiciliary state insurance laws? Yes [X] No [] N/A []
- 10.6 If the response to 10.5 is no or n/a, please explain
.....
11. What is the name, address and affiliation (officer/employee of the reporting entity or actuary/consultant associated with an actuarial consulting firm) of the individual providing the statement of actuarial opinion/certification?
Zengdi Zhuang, F.S.A., M.A.A.A., Assistant Vice President & Actuary, 1 Griffin Road North, Windsor, CT 06095
- 12.1 Does the reporting entity own any securities of a real estate holding company or otherwise hold real estate indirectly? Yes [] No [X]
- 12.11 Name of real estate holding company ...
- 12.12 Number of parcels involved
- 12.13 Total book/adjusted carrying value \$
- 12.2 If, yes provide explanation:
.....
- 13. FOR UNITED STATES BRANCHES OF ALIEN REPORTING ENTITIES ONLY:**
- 13.1 What changes have been made during the year in the United States manager or the United States trustees of the reporting entity?
.....
- 13.2 Does this statement contain all business transacted for the reporting entity through its United States Branch on risks wherever located? Yes [] No []
- 13.3 Have there been any changes made to any of the trust indentures during the year? Yes [] No []
- 13.4 If answer to (13.3) is yes, has the domiciliary or entry state approved the changes? Yes [] No [] N/A []
- 14.1 Are the senior officers (principal executive officer, principal financial officer, principal accounting officer or controller, or persons performing similar functions) of the reporting entity subject to a code of ethics, which includes the following standards? Yes [X] No []
- a. Honest and ethical conduct, including the ethical handling of actual or apparent conflicts of interest between personal and professional relationships;
- b. Full, fair, accurate, timely and understandable disclosure in the periodic reports required to be filed by the reporting entity;
- c. Compliance with applicable governmental laws, rules and regulations;
- d. The prompt internal reporting of violations to an appropriate person or persons identified in the code; and
- e. Accountability for adherence to the code.
- 14.11 If the response to 14.1 is No, please explain:
.....
- 14.2 Has the code of ethics for senior managers been amended? Yes [X] No []
- 14.21 If the response to 14.2 is yes, provide information related to amendment(s).
The Code of Ethics was last updated on July 15, 2022 for technical, administrative and other non-substantive changes.
- 14.3 Have any provisions of the code of ethics been waived for any of the specified officers? Yes [] No [X]
- 14.31 If the response to 14.3 is yes, provide the nature of any waiver(s).
.....

GENERAL INTERROGATORIES

- 15.1 Is the reporting entity the beneficiary of a Letter of Credit that is unrelated to reinsurance where the issuing or confirming bank is not on the SVO Bank List? Yes [] No [X]
- 15.2 If the response to 15.1 is yes, indicate the American Bankers Association (ABA) Routing Number and the name of the issuing or confirming bank of the Letter of Credit and describe the circumstances in which the Letter of Credit is triggered.

1 American Bankers Association (ABA) Routing Number	2 Issuing or Confirming Bank Name	3 Circumstances That Can Trigger the Letter of Credit	4 Amount
.....

BOARD OF DIRECTORS

16. Is the purchase or sale of all investments of the reporting entity passed upon either by the board of directors or a subordinate committee thereof? Yes [X] No []
17. Does the reporting entity keep a complete permanent record of the proceedings of its board of directors and all subordinate committees thereof? Yes [X] No []
18. Has the reporting entity an established procedure for disclosure to its board of directors or trustees of any material interest or affiliation on the part of any of its officers, directors, trustees or responsible employees that is in conflict or is likely to conflict with the official duties of such person? Yes [X] No []

FINANCIAL

19. Has this statement been prepared using a basis of accounting other than Statutory Accounting Principles (e.g., Generally Accepted Accounting Principles)? Yes [] No [X]
- 20.1 Total amount loaned during the year (inclusive of Separate Accounts, exclusive of policy loans):
- 20.11 To directors or other officers.....\$
 - 20.12 To stockholders not officers.....\$
 - 20.13 Trustees, supreme or grand (Fraternal Only)\$
- 20.2 Total amount of loans outstanding at the end of year (inclusive of Separate Accounts, exclusive of policy loans):
- 20.21 To directors or other officers.....\$
 - 20.22 To stockholders not officers.....\$
 - 20.23 Trustees, supreme or grand (Fraternal Only)\$
- 21.1 Were any assets reported in this statement subject to a contractual obligation to transfer to another party without the liability for such obligation being reported in the statement? Yes [] No [X]
- 21.2 If yes, state the amount thereof at December 31 of the current year:
- 21.21 Rented from others.....\$
 - 21.22 Borrowed from others.....\$
 - 21.23 Leased from others\$
 - 21.24 Other\$
- 22.1 Does this statement include payments for assessments as described in the Annual Statement Instructions other than guaranty fund or guaranty association assessments? Yes [] No [X]
- 22.2 If answer is yes:
- 22.21 Amount paid as losses or risk adjustment \$
 - 22.22 Amount paid as expenses\$
 - 22.23 Other amounts paid\$
- 23.1 Does the reporting entity report any amounts due from parent, subsidiaries or affiliates on Page 2 of this statement? Yes [] No [X]
- 23.2 If yes, indicate any amounts receivable from parent included in the Page 2 amount:\$
- 24.1 Does the insurer utilize third parties to pay agent commissions in which the amounts advanced by the third parties are not settled in full within 90 days? Yes [] No [X]
- 24.2 If the response to 24.1 is yes, identify the third-party that pays the agents and whether they are a related party.

Name of Third-Party	Is the Third-Party Agent a Related Party (Yes/No)
.....

INVESTMENT

- 25.01 Were all the stocks, bonds and other securities owned December 31 of current year, over which the reporting entity has exclusive control, in the actual possession of the reporting entity on said date? (other than securities lending programs addressed in 25.03)..... Yes [X] No []

GENERAL INTERROGATORIES

- 25.02 If no, give full and complete information relating thereto
.....
- 25.03 For securities lending programs, provide a description of the program including value for collateral and amount of loaned securities, and whether collateral is carried on or off-balance sheet. (an alternative is to reference Note 17 where this information is also provided)
.....
- 25.04 For the reporting entity's securities lending program, report amount of collateral for conforming programs as outlined in the Risk-Based Capital Instructions. \$
- 25.05 For the reporting entity's securities lending program, report amount of collateral for other programs. \$
- 25.06 Does your securities lending program require 102% (domestic securities) and 105% (foreign securities) from the counterparty at the outset of the contract? Yes [] No [] N/A [X]
- 25.07 Does the reporting entity non-admit when the collateral received from the counterparty falls below 100%? Yes [] No [] N/A [X]
- 25.08 Does the reporting entity or the reporting entity 's securities lending agent utilize the Master Securities lending Agreement (MSLA) to conduct securities lending? Yes [] No [] N/A [X]
- 25.09 For the reporting entity's securities lending program state the amount of the following as of December 31 of the current year:
- 25.091 Total fair value of reinvested collateral assets reported on Schedule DL, Parts 1 and 2. \$
- 25.092 Total book adjusted/carrying value of reinvested collateral assets reported on Schedule DL, Parts 1 and 2 \$
- 25.093 Total payable for securities lending reported on the liability page. \$

- 26.1 Were any of the stocks, bonds or other assets of the reporting entity owned at December 31 of the current year not exclusively under the control of the reporting entity or has the reporting entity sold or transferred any assets subject to a put option contract that is currently in force? (Exclude securities subject to Interrogatory 21.1 and 25.03). Yes [X] No []
- 26.2 If yes, state the amount thereof at December 31 of the current year:
- 26.21 Subject to repurchase agreements \$
- 26.22 Subject to reverse repurchase agreements \$
- 26.23 Subject to dollar repurchase agreements \$
- 26.24 Subject to reverse dollar repurchase agreements \$
- 26.25 Placed under option agreements \$
- 26.26 Letter stock or securities restricted as to sale - excluding FHLB Capital Stock \$
- 26.27 FHLB Capital Stock \$
- 26.28 On deposit with states \$ 8,338,415
- 26.29 On deposit with other regulatory bodies \$
- 26.30 Pledged as collateral - excluding collateral pledged to an FHLB \$
- 26.31 Pledged as collateral to FHLB - including assets backing funding agreements \$
- 26.32 Other \$

26.3 For category (26.26) provide the following:

1 Nature of Restriction	2 Description	3 Amount
.....

- 27.1 Does the reporting entity have any hedging transactions reported on Schedule DB? Yes [] No [X]
- 27.2 If yes, has a comprehensive description of the hedging program been made available to the domiciliary state? Yes [] No [] N/A [X]
If no, attach a description with this statement.

LINES 27.3 through 27.5: FOR LIFE/FRATERNAL REPORTING ENTITIES ONLY:

- 27.3 Does the reporting entity utilize derivatives to hedge variable annuity guarantees subject to fluctuations as a result of interest rate sensitivity? . Yes [] No [X]
- 27.4 If the response to 27.3 is YES, does the reporting entity utilize:
- 27.41 Special accounting provision of SSAP No. 108 Yes [] No []
- 27.42 Permitted accounting practice Yes [] No []
- 27.43 Other accounting guidance Yes [] No []
- 27.5 By responding YES to 27.41 regarding utilizing the special accounting provisions of SSAP No. 108, the reporting entity attests to the following: Yes [] No []
- The reporting entity has obtained explicit approval from the domiciliary state.
 - Hedging strategy subject to the special accounting provisions is consistent with the requirements of VM-21.
 - Actuarial certification has been obtained which indicates that the hedging strategy is incorporated within the establishment of VM-21 reserves and provides the impact of the hedging strategy within the Actuarial Guideline Conditional Tail Expectation Amount.
 - Financial Officer Certification has been obtained which indicates that the hedging strategy meets the definition of a Clearly Defined Hedging Strategy within VM-21 and that the Clearly Defined Hedging Strategy is the hedging strategy being used by the company in its actual day-to-day risk mitigation efforts.
- 28.1 Were any preferred stocks or bonds owned as of December 31 of the current year mandatorily convertible into equity, or, at the option of the issuer, convertible into equity? Yes [] No [X]
- 28.2 If yes, state the amount thereof at December 31 of the current year. \$
29. Excluding items in Schedule E - Part 3 - Special Deposits, real estate, mortgage loans and investments held physically in the reporting entity's offices, vaults or safety deposit boxes, were all stocks, bonds and other securities, owned throughout the current year held pursuant to a custodial agreement with a qualified bank or trust company in accordance with Section 1, III - General Examination Considerations, F. Outsourcing of Critical Functions, Custodial or Safekeeping Agreements of the NAIC Financial Condition Examiners Handbook?..... Yes [X] No []
- 29.01 For agreements that comply with the requirements of the NAIC Financial Condition Examiners Handbook, complete the following:

1 Name of Custodian(s)	2 Custodian's Address
JPMorgan Chase Bank, N.A.	4 Chase Metro Tech Center, 16th Floor, Brooklyn, NY 11245

ANNUAL STATEMENT FOR THE YEAR 2022 OF THE American Maturity Life Insurance Company

GENERAL INTERROGATORIES

29.02 For all agreements that do not comply with the requirements of the NAIC Financial Condition Examiners Handbook, provide the name, location and a complete explanation:

1 Name(s)	2 Location(s)	3 Complete Explanation(s)
.....

29.03 Have there been any changes, including name changes, in the custodian(s) identified in 29.01 during the current year?..... Yes [] No [X]

29.04 If yes, give full and complete information relating thereto:

1 Old Custodian	2 New Custodian	3 Date of Change	4 Reason
.....

29.05 Investment management – Identify all investment advisors, investment managers, broker/dealers, including individuals that have the authority to make investment decisions on behalf of the reporting entity. For assets that are managed internally by employees of the reporting entity, note as such. ["...that have access to the investment accounts"; "...handle securities"]

1 Name of Firm or Individual	2 Affiliation
Hartford Investment Management Company	U.....

29.0597 For those firms/individuals listed in the table for Question 29.05, do any firms/individuals unaffiliated with the reporting entity (i.e. designated with a "U") manage more than 10% of the reporting entity's invested assets?..... Yes [X] No []

29.0598 For firms/individuals unaffiliated with the reporting entity (i.e. designated with a "U") listed in the table for Question 29.05, does the total assets under management aggregate to more than 50% of the reporting entity's invested assets?..... Yes [X] No []

29.06 For those firms or individuals listed in the table for 29.05 with an affiliation code of "A" (affiliated) or "U" (unaffiliated), provide the information for the table below.

1 Central Registration Depository Number	2 Name of Firm or Individual	3 Legal Entity Identifier (LEI)	4 Registered With	5 Investment Management Agreement (IMA) Filed
106699	Hartford Investment Management Company	FE0BULMG7PY8G4MG7C65	SEC	DS.....

30.1 Does the reporting entity have any diversified mutual funds reported in Schedule D, Part 2 (diversified according to the Securities and Exchange Commission (SEC) in the Investment Company Act of 1940 [Section 5(b)(1)])? Yes [] No [X]

30.2 If yes, complete the following schedule:

1 CUSIP #	2 Name of Mutual Fund	3 Book/Adjusted Carrying Value
30.2999 - Total		

30.3 For each mutual fund listed in the table above, complete the following schedule:

1 Name of Mutual Fund (from above table)	2 Name of Significant Holding of the Mutual Fund	3 Amount of Mutual Fund's Book/Adjusted Carrying Value Attributable to the Holding	4 Date of Valuation
.....

GENERAL INTERROGATORIES

31. Provide the following information for all short-term and long-term bonds and all preferred stocks. Do not substitute amortized value or statement value for fair value.

	1	2	3
	Statement (Admitted) Value	Fair Value	Excess of Statement over Fair Value (-), or Fair Value over Statement (+)
31.1 Bonds	50,500,327	48,417,392	(2,082,935)
31.2 Preferred stocks			
31.3 Totals	50,500,327	48,417,392	(2,082,935)

31.4 Describe the sources or methods utilized in determining the fair values:

See Note 20, Fair Value Measurements, for information regarding the sources or methods utilized in determining the fair value.

32.1 Was the rate used to calculate fair value determined by a broker or custodian for any of the securities in Schedule D? Yes [] No [X]

32.2 If the answer to 32.1 is yes, does the reporting entity have a copy of the broker's or custodian's pricing policy (hard copy or electronic copy) for all brokers or custodians used as a pricing source? Yes [] No []

32.3 If the answer to 32.2 is no, describe the reporting entity's process for determining a reliable pricing source for purposes of disclosure of fair value for Schedule D:

33.1 Have all the filing requirements of the Purposes and Procedures Manual of the NAIC Investment Analysis Office been followed? Yes [X] No []

33.2 If no, list exceptions:

34. By self-designating 5GI securities, the reporting entity is certifying the following elements of each self-designated 5GI security:

- a. Documentation necessary to permit a full credit analysis of the security does not exist or an NAIC CRP credit rating for an FE or PL security is not available.
- b. Issuer or obligor is current on all contracted interest and principal payments.
- c. The insurer has an actual expectation of ultimate payment of all contracted interest and principal.

Has the reporting entity self-designated 5GI securities? Yes [X] No []

35. By self-designating PLGI securities, the reporting entity is certifying the following elements of each self-designated PLGI security:

- a. The security was purchased prior to January 1, 2018.
- b. The reporting entity is holding capital commensurate with the NAIC Designation reported for the security.
- c. The NAIC Designation was derived from the credit rating assigned by an NAIC CRP in its legal capacity as a NRSRO which is shown on a current private letter rating held by the insurer and available for examination by state insurance regulators.
- d. The reporting entity is not permitted to share this credit rating of the PL security with the SVO.

Has the reporting entity self-designated PLGI securities? Yes [X] No []

36. By assigning FE to a Schedule BA non-registered private fund, the reporting entity is certifying the following elements of each self-designated FE fund:

- a. The shares were purchased prior to January 1, 2019.
- b. The reporting entity is holding capital commensurate with the NAIC Designation reported for the security.
- c. The security had a public credit rating(s) with annual surveillance assigned by an NAIC CRP in its legal capacity as an NRSRO prior to January 1, 2019.
- d. The fund only or predominantly holds bonds in its portfolio.
- e. The current reported NAIC Designation was derived from the public credit rating(s) with annual surveillance assigned by an NAIC CRP in its legal capacity as an NRSRO.
- f. The public credit rating(s) with annual surveillance assigned by an NAIC CRP has not lapsed.

Has the reporting entity assigned FE to Schedule BA non-registered private funds that complied with the above criteria? Yes [] No [X]

37. By rolling/renewing short-term or cash equivalent investments with continued reporting on Schedule DA, Part 1 or Schedule E Part 2 (identified through a code (%) in those investment schedules), the reporting entity is certifying to the following:

- a. The investment is a liquid asset that can be terminated by the reporting entity on the current maturity date.
- b. If the investment is with a nonrelated party or nonaffiliate, then it reflects an arms-length transaction with renewal completed at the discretion of all involved parties.
- c. If the investment is with a related party or affiliate, then the reporting entity has completed robust re-underwriting of the transaction for which documentation is available for regulator review.
- d. Short-term and cash equivalent investments that have been renewed/rolled from the prior period that do not meet the criteria in 37.a - 37.c are reported as long-term investments.

Has the reporting entity rolled/renewed short-term or cash equivalent investments in accordance with these criteria? Yes [X] No [] N/A []

ANNUAL STATEMENT FOR THE YEAR 2022 OF THE American Maturity Life Insurance Company
GENERAL INTERROGATORIES

38.1 Does the reporting entity directly hold cryptocurrencies? Yes [] No [X]

38.2 If the response to 38.1 is yes, on what schedule are they reported?

39.1 Does the reporting entity directly or indirectly accept cryptocurrencies as payments for premiums on policies? Yes [] No [X]

39.2 If the response to 39.1 is yes, are the cryptocurrencies held directly or are they immediately converted to U.S. dollars?
 39.21 Held directly Yes [] No []
 39.22 Immediately converted to U.S. dollars Yes [] No []

39.3 If the response to 38.1 or 39.1 is yes, list all cryptocurrencies accepted for payments of premiums or that are held directly.

1 Name of Cryptocurrency	2 Immediately Converted to USD, Directly Held, or Both	3 Accepted for Payment of Premiums

OTHER

40.1 Amount of payments to trade associations, service organizations and statistical or rating bureaus, if any? \$

40.2 List the name of the organization and the amount paid if any such payment represented 25% or more of the total payments to trade associations, service organizations and statistical or rating bureaus during the period covered by this statement.

1 Name	2 Amount Paid

41.1 Amount of payments for legal expenses, if any? \$

41.2 List the name of the firm and the amount paid if any such payment represented 25% or more of the total payments for legal expenses during the period covered by this statement.

1 Name	2 Amount Paid

42.1 Amount of payments for expenditures in connection with matters before legislative bodies, officers or departments of government, if any? \$

42.2 List the name of the firm and the amount paid if any such payment represented 25% or more of the total payment expenditures in connection with matters before legislative bodies, officers, or departments of government during the period covered by this statement.

1 Name	2 Amount Paid

ANNUAL STATEMENT FOR THE YEAR 2022 OF THE American Maturity Life Insurance Company
GENERAL INTERROGATORIES

PART 2 - LIFE, ACCIDENT AND HEALTH COMPANIES/FRATERNAL BENEFIT SOCIETIES INTERROGATORIES

Life, Accident and Health Companies/Fraternal Benefit Societies:

- 1.1 Does the reporting entity have any direct Medicare Supplement Insurance in force? Yes [] No [X]
- 1.2 If yes, indicate premium earned on U.S. business only\$
- 1.3 What portion of Item (1.2) is not reported on the Medicare Supplement Insurance Experience Exhibit?\$
- 1.31 Reason for excluding:

- 1.4 Indicate amount of earned premium attributable to Canadian and/or Other Alien not included in Item (1.2) above.\$
- 1.5 Indicate total incurred claims on all Medicare Supplement insurance.\$
- 1.6 Individual policies:
- Most current three years:
- 1.61 Total premium earned\$
- 1.62 Total incurred claims\$
- 1.63 Number of covered lives
- All years prior to most current three years
- 1.64 Total premium earned\$
- 1.65 Total incurred claims\$
- 1.66 Number of covered lives
- 1.7 Group policies:
- Most current three years:
- 1.71 Total premium earned\$
- 1.72 Total incurred claims\$
- 1.73 Number of covered lives
- All years prior to most current three years
- 1.74 Total premium earned\$
- 1.75 Total incurred claims\$
- 1.76 Number of covered lives

2. Health Test:

	1 Current Year	2 Prior Year
2.1 Premium Numerator		
2.2 Premium Denominator	3,608	4,200
2.3 Premium Ratio (2.1/2.2)	0.000	0.000
2.4 Reserve Numerator		
2.5 Reserve Denominator	396,838	392,831
2.6 Reserve Ratio (2.4/2.5)	0.000	0.000

- 3.1 Does this reporting entity have Separate Accounts? Yes [X] No []
- 3.2 If yes, has a Separate Accounts Statement been filed with this Department? Yes [X] No [] N/A []
- 3.3 What portion of capital and surplus funds of the reporting entity covered by assets in the Separate Accounts statement, is not currently distributable from the Separate Accounts to the general account for use by the general account?\$(34,038)
- 3.4 State the authority under which Separate Accounts are maintained:
 Connecticut General Statutes Sections 38a-433 and 38a-459
- 3.5 Was any of the reporting entity's Separate Accounts business reinsured as of December 31? Yes [X] No []
- 3.6 Has the reporting entity assumed by reinsurance any Separate Accounts business as of December 31? Yes [] No [X]
- 3.7 If the reporting entity has assumed Separate Accounts business, how much, if any, reinsurance assumed receivable for reinsurance of Separate Accounts reserve expense allowances is included as a negative amount in the liability for "Transfers to Separate Accounts due or accrued (net)"?\$
4. For reporting entities having sold annuities to another insurer where the insurer purchasing the annuities has obtained a release of liability from the claimant (payee) as the result of the purchase of an annuity from the reporting entity only:
- 4.1 Amount of loss reserves established by these annuities during the current year:\$
- 4.2 List the name and location of the insurance company purchasing the annuities and the statement value on the purchase date of the annuities.

1	2
P&C Insurance Company And Location	Statement Value on Purchase Date of Annuities (i.e., Present Value)

GENERAL INTERROGATORIES

PART 2 - LIFE, ACCIDENT AND HEALTH COMPANIES/FRATERNAL BENEFIT SOCIETIES INTERROGATORIES

- 5.1 Do you act as a custodian for health savings accounts? Yes [] No [X]
- 5.2 If yes, please provide the amount of custodial funds held as of the reporting date. \$
- 5.3 Do you act as an administrator for health savings accounts? Yes [] No [X]
- 5.4 If yes, please provide the balance of funds administered as of the reporting date. \$
- 6.1 Are any of the captive affiliates reported on Schedule S, Part 3, authorized reinsurers? Yes [] No [] N/A [X]
- 6.2 If the answer to 6.1 is yes, please provide the following:

1 Company Name	2 NAIC Company Code	3 Domiciliary Jurisdiction	4 Reserve Credit	Assets Supporting Reserve Credit		
				5 Letters of Credit	6 Trust Agreements	7 Other
.....

7. Provide the following for individual ordinary life insurance* policies (U.S. business only) for the current year (prior to reinsurance assumed or ceded):
- 7.1 Direct Premium Written \$
- 7.2 Total Incurred Claims \$
- 7.3 Number of Covered Lives

*Ordinary Life Insurance Includes
Term (whether full underwriting, limited underwriting, jet issue, "short form app")
Whole Life (whether full underwriting, limited underwriting, jet issue, "short form app")
Variable Life (with or without secondary gurarantee)
Universal Life (with or without secondary gurarantee)
Variable Universal Life (with or without secondary gurarantee)

8. Is the reporting entity licensed or chartered, registered, qualified, eligible or writing business in at least two states? Yes [X] No []
- 8.1 If no, does the reporting entity assume reinsurance business that covers risks residing in at least one state other than the state of domicile of the reporting entity? Yes [] No []

Life, Accident and Health Companies Only:

- 9.1 Are personnel or facilities of this reporting entity used by another entity or entities or are personnel or facilities of another entity or entities used by this reporting entity (except for activities such as administration of jointly underwritten group contracts and joint mortality or morbidity studies)? Yes [X] No []
- 9.2 Net reimbursement of such expenses between reporting entities:
- 9.21 Paid \$
- 9.22 Received \$
- 10.1 Does the reporting entity write any guaranteed interest contracts? Yes [] No [X]
- 10.2 If yes, what amount pertaining to these lines is included in:
- 10.21 Page 3, Line 1 \$
- 10.22 Page 4, Line 1 \$
11. For stock reporting entities only:
- 11.1 Total amount paid in by stockholders as surplus funds since organization of the reporting entity: \$ 57,481,154
12. Total dividends paid stockholders since organization of the reporting entity:
- 12.11 Cash \$
- 12.12 Stock \$
- 13.1 Does the reporting entity reinsure any Workers' Compensation Carve-Out business defined as: Yes [] No [X]
 Reinsurance (including retrocessional reinsurance) assumed by life and health insurers of medical, wage loss and death benefits of the occupational illness and accident exposures, but not the employers liability exposures, of business originally written as workers' compensation insurance.
- 13.2 If yes, has the reporting entity completed the Workers' Compensation Carve-Out Supplement to the Annual Statement? Yes [] No []
- 13.3 If 13.1 is yes, the amounts of earned premiums and claims incurred in this statement are:
- | | 1
Reinsurance
Assumed | 2
Reinsurance
Ceded | 3
Net
Retained |
|---|-----------------------------|---------------------------|----------------------|
| 13.31 Earned premium | | | |
| 13.32 Paid claims | | | |
| 13.33 Claim liability and reserve (beginning of year) | | | |
| 13.34 Claim liability and reserve (end of year) | | | |
| 13.35 Incurred claims | | | |

ANNUAL STATEMENT FOR THE YEAR 2022 OF THE American Maturity Life Insurance Company
GENERAL INTERROGATORIES

PART 2 - LIFE, ACCIDENT AND HEALTH COMPANIES/FRATERNAL BENEFIT SOCIETIES INTERROGATORIES

13.4 If reinsurance assumed included amounts with attachment points below \$1,000,000, the distribution of the amounts reported in Lines 13.31 and 13.34 for Column (1) are:

	Attachment Point	1 Earned Premium	2 Claim Liability and Reserve
13.41	<\$25,000
13.42	\$25,000 - 99,999
13.43	\$100,000 - 249,999
13.44	\$250,000 - 999,999
13.45	\$1,000,000 or more

13.5 What portion of earned premium reported in 13.31, Column 1 was assumed from pools? \$

Fraternal Benefit Societies Only:

- 14. Is the reporting entity organized and conducted on the lodge system, with ritualistic form of work and representative form of government? Yes [] No []
- 15. How often are meetings of the subordinate branches required to be held?
.....
- 16. How are the subordinate branches represented in the supreme or governing body?
.....
- 17. What is the basis of representation in the governing body?
.....
- 18.1 How often are regular meetings of the governing body held?
.....
- 18.2 When was the last regular meeting of the governing body held?
- 18.3 When and where will the next regular or special meeting of the governing body be held?
.....
- 18.4 How many members of the governing body attended the last regular meeting?
- 18.5 How many of the same were delegates of the subordinate branches?
- 19. How are the expenses of the governing body defrayed?
.....
- 20. When and by whom are the officers and directors elected?
.....
- 21. What are the qualifications for membership?
.....
- 22. What are the limiting ages for admission?
.....
- 23. What is the minimum and maximum insurance that may be issued on any one life?
.....
- 24. Is a medical examination required before issuing benefit certificates to applicants? Yes [] No []
- 25. Are applicants admitted to membership without filing an application with and being admitted by ballot and initiation? Yes [] No []
- 26.1 Are notices of the payments required sent to the members? Yes [] No [] N/A []
- 26.2 If yes, do the notices state the purpose for which the money is to be used? Yes [] No []
- 27. What proportion of first and subsequent year's payments may be used for management expenses?
27.11 First Year %
27.12 Subsequent Years %
- 28.1 Is any part of the mortuary, disability, emergency or reserve fund, or the accretions from or payments for the same, used for expenses? Yes [] No []
- 28.2 If so, what amount and for what purpose? \$
- 29.1 Does the reporting entity pay an old age disability benefit? Yes [] No []
- 29.2 If yes, at what age does the benefit commence?
- 30.1 Has the constitution or have the laws of the reporting entity been amended during the year? Yes [] No []
- 30.2 If yes, when?
.....
- 31. Have you filed with this Department all forms of benefit certificates issued, a copy of the constitution and all of the laws, rules and regulations in force at the present time? Yes [] No []
- 32.1 State whether all or a portion of the regular insurance contributions were waived during the current year under premium-paying certificates on account of meeting attained age or membership requirements? Yes [] No []
- 32.2 If so, was an additional reserve included in Exhibit 5? Yes [] No [] N/A []
- 32.3 If yes, explain
.....
- 33.1 Has the reporting entity reinsured, amalgamated with, or absorbed any company, order, society, or association during the year? Yes [] No []
- 33.2 If yes, was there any contract agreement, or understanding, written or oral, expressed or implied, by means of which any officer, director, trustee, or any other person, or firm, corporation, society or association, received or is to receive any fee, commission, emolument, or compensation of any nature whatsoever in connection with, on an account of such reinsurance, amalgamation, absorption, or transfer of membership or funds? Yes [] No [] N/A []
- 34. Has any present or former officer, director, trustee, incorporator, or any other persons, or any firm, corporation, society or association, any claims of any nature whatsoever against this reporting entity, which is not included in the liabilities on Page 3 of this statement? Yes [] No []
- 35.1 Does the reporting entity have outstanding assessments in the form of liens against policy benefits that have increased surplus? Yes [] No []
- 35.2 If yes, what is the date of the original lien and the outstanding balance as the surplus remains?

Date	Outstanding Lien amount
.....
.....

FIVE-YEAR HISTORICAL DATA

Show amounts in whole dollars only, no cents; show percentages to one decimal place, i.e. 17.6.
\$000 omitted for amounts of life insurance

	1 2022	2 2021	3 2020	4 2019	5 2018
Life Insurance in Force (Exhibit of Life Insurance)					
1. Ordinary - whole life and endowment (Line 34, Col. 4)					
2. Ordinary - term (Line 21, Col. 4, less Line 34, Col. 4)					
3. Credit life (Line 21, Col. 6)					
4. Group, excluding FEGLI/SGLI (Line 21, Col. 9 less Lines 43 & 44, Col. 4)					
5. Industrial (Line 21, Col. 2)					
6. FEGLI/SGLI (Lines 43 & 44, Col. 4)					
7. Total (Line 21, Col. 10)					
7.1 Total in force for which VM-20 deterministic/stochastic reserves are calculated					
New Business Issued (Exhibit of Life Insurance)					
8. Ordinary - whole life and endowment (Line 34, Col. 2)					
9. Ordinary - term (Line 2, Col. 4, less Line 34, Col. 2)					
10. Credit life (Line 2, Col. 6)					
11. Group (Line 2, Col. 9)					
12. Industrial (Line 2, Col. 2)					
13. Total (Line 2, Col. 10)					
Premium Income - Lines of Business (Exhibit 1 - Part 1)					
14. Industrial life (Line 20.4, Col. 2)					
15.1 Ordinary-life insurance (Line 20.4, Col. 3)					
15.2 Ordinary-individual annuities (Line 20.4, Col. 4)					
16. Credit life (group and individual) (Line 20.4, Col. 5)					
17.1 Group life insurance (Line 20.4, Col. 6)					
17.2 Group annuities (Line 20.4, Col. 7)	3,608	4,200	4,800	3,800	76,676
18.1 A & H-group (Line 20.4, Col. 8)					
18.2 A & H-credit (group and individual) (Line 20.4, Col. 9)					
18.3 A & H-other (Line 20.4, Col. 10)					
19. Aggregate of all other lines of business (Line 20.4, Col. 11)					
20. Total	3,608	4,200	4,800	3,800	76,676
Balance Sheet (Pages 2 & 3)					
21. Total admitted assets excluding Separate Accounts business (Page 2, Line 26, Col. 3)	51,769,712	51,434,487	51,192,780	50,535,960	49,769,396
22. Total liabilities excluding Separate Accounts business (Page 3, Line 26)	457,431	685,493	863,881	898,961	854,481
23. Aggregate life reserves (Page 3, Line 1)	547,453	543,690	593,304	652,710	716,617
23.1 Excess VM-20 deterministic/stochastic reserve over NPR related to Line 7.1					
24. Aggregate A & H reserves (Page 3, Line 2)					
25. Deposit-type contract funds (Page 3, Line 3)					
26. Asset valuation reserve (Page 3, Line 24.01)					
27. Capital (Page 3, Lines 29 and 30)	2,500,000	2,500,000	2,500,000	2,500,000	2,500,000
28. Surplus (Page 3, Line 37)	48,812,281	48,248,994	47,828,899	47,136,999	46,414,915
Cash Flow (Page 5)					
29. Net Cash from Operations (Line 11)	337,885	1,432	687,591	695,986	686,040
Risk-Based Capital Analysis					
30. Total adjusted capital	51,312,281	50,748,994	50,328,899	49,636,999	48,914,915
31. Authorized control level risk - based capital	92,949	86,676	95,124	96,101	91,472
Percentage Distribution of Cash, Cash Equivalents and Invested Assets (Page 2, Col. 3) (Line No. /Page 2, Line 12, Col. 3) x 100.0					
32. Bonds (Line 1)	97.8	91.1	93.0	95.0	93.5
33. Stocks (Lines 2.1 and 2.2)					
34. Mortgage loans on real estate(Lines 3.1 and 3.2)					
35. Real estate (Lines 4.1, 4.2 and 4.3)					
36. Cash, cash equivalents and short-term investments (Line 5)	2.2	8.9	7.0	5.0	6.5
37. Contract loans (Line 6)					
38. Derivatives (Page 2, Line 7)					
39. Other invested assets (Line 8)					
40. Receivables for securities (Line 9)					
41. Securities lending reinvested collateral assets (Line 10)					
42. Aggregate write-ins for invested assets (Line 11)					
43. Cash, cash equivalents and invested assets (Line 12)	100.0	100.0	100.0	100.0	100.0

FIVE-YEAR HISTORICAL DATA

(Continued)

	1 2022	2 2021	3 2020	4 2019	5 2018
Investments in Parent, Subsidiaries and Affiliates					
44. Affiliated bonds (Schedule D Summary, Line 12, Col. 1)					
45. Affiliated preferred stocks (Schedule D Summary, Line 18, Col. 1)					
46. Affiliated common stocks (Schedule D Summary Line 24, Col. 1),					
47. Affiliated short-term investments (subtotal included in Schedule DA Verification, Col. 5, Line 10)					
48. Affiliated mortgage loans on real estate					
49. All other affiliated					
50. Total of above Lines 44 to 49					
51. Total Investment in Parent included in Lines 44 to 49 above.....					
Total Nonadmitted and Admitted Assets					
52. Total nonadmitted assets (Page 2, Line 28, Col. 2)	70,265	100,523	110,567	179,530	204,921
53. Total admitted assets (Page 2, Line 28, Col. 3)	64,284,014	68,090,930	65,802,682	63,817,357	61,610,861
Investment Data					
54. Net investment income (Exhibit of Net Investment Income)	727,862	514,241	880,242	970,928	791,757
55. Realized capital gains (losses) (Page 4, Line 34, Column 1)	(1,139)	(2,354)	(6,380)	(5,386)	(11,456)
56. Unrealized capital gains (losses) (Page 4, Line 38, Column 1)					
57. Total of above Lines 54, 55 and 56	726,723	511,887	873,862	965,542	780,301
Benefits and Reserve Increases (Page 6)					
58. Total contract/certificate benefits - life (Lines 10, 11, 12, 13, 14 and 15, Col. 1 minus Lines 10, 11, 12, 13, 14 and 15, Cols. 6, 7 and 8)	209,616	28,235	181,037	207,634	249,185
59. Total contract/certificate benefits - A & H (Lines 13 & 14, Col. 6)					
60. Increase in life reserves - other than group and annuities (Line 19, Col. 2)					
61. Increase in A & H reserves (Line 19, Col. 6)					
62. Dividends to policyholders and refunds to members (Line 30, Col. 1)					
Operating Percentages					
63. Insurance expense percent (Page 6, Col. 1, Lines 21, 22 & 23, less Line 6)/(Page 6, Col. 1, Line 1 plus Exhibit 7, Col. 2, Line 2) x 100.0	46.0	48.7	28.6	1.3	1.1
64. Lapse percent (ordinary only) [(Exhibit of Life Insurance, Col. 4, Lines 14 & 15) / 1/2 (Exhibit of Life Insurance, Col. 4, Lines 1 & 21)] x 100.0					
65. A & H loss percent (Schedule H, Part 1, Lines 5 and 6, Col. 2)					
66. A & H cost containment percent (Schedule H, Pt. 1, Line 4, Col. 2)					
67. A & H expense percent excluding cost containment expenses (Schedule H, Pt. 1, Line 10, Col. 2)					
A & H Claim Reserve Adequacy					
68. Incurred losses on prior years' claims - comprehensive group health (Sch. H, Part 3, Line 3.1 Col. 3)		XXX	XXX	XXX	XXX
69. Prior years' claim liability and reserve - comprehensive group health (Sch. H, Part 3, Line 3.2 Col. 3)		XXX	XXX	XXX	XXX
70. Incurred losses on prior years' claims-health other than comprehensive group health (Sch. H, Part 3, Line 3.1 Col. 1 less Col. 3)		XXX	XXX	XXX	XXX
71. Prior years' claim liability and reserve-health other than comprehensive group health (Sch. H, Part 3, Line 3.2 Col. 1 less Col. 3)		XXX	XXX	XXX	XXX
Net Gains From Operations After Dividends to Policyholders/Members' Refunds and Federal Income Taxes by Lines of Business (Page 6.x, Line 33)					
72. Industrial life (Page 6.1, Col. 2)					
73. Ordinary - life (Page 6.1, Col. 1 less Cols. 2, 10 and 12)					
74. Ordinary - individual annuities (Page 6, Col. 4)					30,473
75. Ordinary-supplementary contracts	XXX	XXX	XXX	XXX	
76. Credit life (Page 6.1, Col. 10 plus Page 6.2, Col. 7)					
77. Group life (Page 6.2, Col. 1 Less Cols. 7 and 9)					
78. Group annuities (Page 6, Col. 5)	674,629	507,428	799,928	905,295	782,821
79. A & H-group (Page 6.5, Col. 3)					
80. A & H-credit (Page 6.5, Col. 10)					
81. A & H-other (Page 6.5, Col. 1 less Cols. 3 and 10)					
82. Aggregate of all other lines of business (Page 6, Col. 8)	(97,002)	(90,463)	(207,123)	(207,264)	(91,041)
83. Fraternal (Page 6, Col. 7)					
84. Total (Page 6, Col. 1)	577,627	416,965	592,804	698,031	722,253

NOTE: If a party to a merger, have the two most recent years of this exhibit been restated due to a merger in compliance with the disclosure requirements of SSAP No. 3, Accounting Changes and Correction of Errors? Yes [] No []
 If no, please explain:



ANNUAL STATEMENT FOR THE YEAR 2022 OF THE American Maturity Life Insurance Company

DIRECT BUSINESS IN THE STATE OF Grand Total

DURING THE YEAR 2022

NAIC Group Code 4926

LIFE INSURANCE

NAIC Company Code 81213

Table with 5 columns: 1 Ordinary, 2 Credit Life (Group and Individual), 3 Group, 4 Industrial, 5 Total. Rows include Direct Premiums and Annuity Considerations, Direct Dividends to Policyholders/Refunds to Members, Direct Claims and Benefits Paid, and Details of Write-ins.

Table with 10 columns: 1 No. of Pols. & Certifs., 2 Amount, 3 No. of Ind. Pols. & Gr. Certifs., 4 Amount, 5 No. of Certifs., 6 Amount, 7 No. of Pols. & Certifs., 8 Amount, 9 No. of Pols. & Certifs., 10 Amount. Rows include Direct Death Benefits and Matured Endowments Incurred, and Policy Exhibit. Large 'NONE' watermark is present.

(a) Includes Individual Credit Life Insurance prior year \$, current year \$ Includes Group Credit Life Insurance Loans less than or equal to 60 months at issue, prior year \$, current year \$ Loans greater than 60 months at issue BUT NOT GREATER THAN 120 MONTHS, prior year \$, current year \$

ACCIDENT AND HEALTH INSURANCE

Table with 5 columns: 1 Direct Premiums, 2 Direct Premiums Earned, 3 Policyholder Dividends Paid, Refunds to Members or Credited on Direct Business, 4 Direct Losses Paid, 5 Direct Losses Incurred. Rows include Group Policies, Federal Employees Health Benefits Plan, Medicare Title XVIII, and other individual policies. Large 'NONE' watermark is present.

(b) For health business on indicated lines report: Number of persons insured under PPO managed care products and number of persons insured under indemnity only products

Exhibit of Life Insurance

NONE

Exhibit of Life Insurance - Part 2

NONE

Exhibit of Life Insurance - Part 3

NONE

Exhibit of Life Insurance - Part 4

NONE

Exhibit of Life Insurance - Part 5

NONE

Exhibit of Life Insurance - Part 6

NONE

Exhibit of Life Insurance - Part 7

NONE

Exhibit of Life Insurance - Policies with Disability Provisions

NONE

ANNUAL STATEMENT FOR THE YEAR 2022 OF THE American Maturity Life Insurance Company
EXHIBIT OF NUMBER OF POLICIES, CONTRACTS, CERTIFICATES, INCOME PAYABLE AND ACCOUNT VALUES IN FORCE FOR SUPPLEMENTARY CONTRACTS, ANNUITIES, ACCIDENT & HEALTH AND OTHER POLICIES

SUPPLEMENTARY CONTRACTS

	Ordinary		Group	
	1 Involving Life Contingencies	2 Not Involving Life Contingencies	3 Involving Life Contingencies	4 Not Involving Life Contingencies
1. In force end of prior year				
2. Issued during year				
3. Reinsurance assumed				
4. Increased during year (net)				
5. Total (Lines 1 to 4)				
Deductions during year:				
6. Decreased (net)				
7. Reinsurance ceded				
8. Totals (Lines 6 and 7)				
9. In force end of year (line 5 minus line 8)				
10. Amount on deposit		(a)		(a)
11. Income now payable				
12. Amount of income payable	(a)	(a)	(a)	(a)

NONE

ANNUITIES

	Ordinary		Group	
	1 Immediate	2 Deferred	3 Contracts	4 Certificates
1. In force end of prior year	18	11	2	524
2. Issued during year				
3. Reinsurance assumed				
4. Increased during year (net)				27
5. Totals (Lines 1 to 4)	18	11	2	551
Deductions during year:				
6. Decreased (net)	11	1		69
7. Reinsurance ceded				
8. Totals (Lines 6 and 7)	11	1		69
9. In force end of year (line 5 minus line 8)	7	10	2	482
Income now payable:				
10. Amount of income payable	(a) 73,277	XXX	XXX	(a) 1,087,125
Deferred fully paid:				
11. Account balance	XXX	(a) 271,474	XXX	(a) 21,562,921
Deferred not fully paid:				
12. Account balance	XXX	(a)	XXX	(a)

ACCIDENT AND HEALTH INSURANCE

	Group		Credit		Other	
	1 Certificates	2 Premiums in Force	3 Policies	4 Premiums in Force	5 Policies	6 Premiums in Force
1. In force end of prior year						
2. Issued during year						
3. Reinsurance assumed						
4. Increased during year (net)		XXX		XXX		XXX
5. Totals (Lines 1 to 4)		XXX		XXX		XXX
Deductions during year:						
6. Conversions		XXX		XXX	XXX	XXX
7. Decreased (net)		XXX		XXX		XXX
8. Reinsurance ceded		XXX		XXX		XXX
9. Totals (Lines 6 to 8)		XXX		XXX		XXX
10. In force end of year (line 5 minus line 9)		(a)		(a)		(a)

NONE

DEPOSIT FUNDS AND DIVIDEND ACCUMULATIONS

	1	2
	Deposit Funds Contracts	Dividend Accumulations Contracts
1. In force end of prior year		
2. Issued during year		
3. Reinsurance assumed		
4. Increased during year (net)		
5. Totals (Lines 1 to 4)		
Deductions During Year:		
6. Decreased (net)		
7. Reinsurance ceded		
8. Totals (Lines 6 and 7)		
9. In force end of year (line 5 minus line 8)		
10. Amount of account balance	(a)	(a)

NONE

(a) See the Annual Audited Financial Reports section of the annual statement instructions.

ANNUAL STATEMENT FOR THE YEAR 2022 OF THE American Maturity Life Insurance Company
FORM FOR CALCULATING THE INTEREST MAINTENANCE RESERVE

INTEREST MAINTENANCE RESERVE

	1 Amount
1. Reserve as of December 31, Prior Year	4,713
2. Current year's realized pre-tax capital gains/(losses) of \$ (13,666) transferred into the reserve net of taxes of \$ (2,870)	(10,796)
3. Adjustment for current year's liability gains/(losses) released from the reserve	
4. Balance before reduction for amount transferred to Summary of Operations (Line 1 + Line 2 + Line 3)	(6,083)
5. Current year's amortization released to Summary of Operations (Amortization, Line 1, Column 4)	722
6. Reserve as of December 31, current year (Line 4 minus Line 5)	(6,805)

AMORTIZATION

Year of Amortization	1 Reserve as of December 31, Prior Year	2 Current Year's Realized Capital Gains/(Losses) Transferred into the Reserve Net of Taxes	3 Adjustment for Current Year's Liability Gains/(Losses) Released From the Reserve	4 Balance Before Reduction for Current Year's Amortization (Cols. 1 + 2 + 3)
1. 2022	11,518	(10,796)		722
2. 2023	(4,460)			(4,460)
3. 2024	(1,010)			(1,010)
4. 2025	(736)			(736)
5. 2026	(452)			(452)
6. 2027	(147)			(147)
7. 2028				
8. 2029				
9. 2030				
10. 2031				
11. 2032				
12. 2033				
13. 2034				
14. 2035				
15. 2036				
16. 2037				
17. 2038				
18. 2039				
19. 2040				
20. 2041				
21. 2042				
22. 2043				
23. 2044				
24. 2045				
25. 2046				
26. 2047				
27. 2048				
28. 2049				
29. 2050				
30. 2051				
31. 2052 and Later				
32. Total (Lines 1 to 31)	4,713	(10,796)		(6,083)

ASSET VALUATION RESERVE

	Default Component			Equity Component			7 Total Amount (Cols. 3 + 6)
	1 Other Than Mortgage Loans	2 Mortgage Loans	3 Total (Cols. 1 + 2)	4 Common Stock	5 Real Estate and Other Invested Assets	6 Total (Cols. 4 + 5)	
1. Reserve as of December 31, prior year							
2. Realized capital gains/(losses) net of taxes - General Account							
3. Realized capital gains/(losses) net of taxes - Separate Accounts							
4. Unrealized capital gains/(losses) net of deferred taxes - General Account							
5. Unrealized capital gains/(losses) net of deferred taxes - Separate Accounts							
6. Capital gains credited/(losses charged) to contract benefits, payments or reserves							
7. Basic contribution							
8. Accumulated balances (Lines 1 through 5 - 6 + 7)							
9. Maximum reserve							
10. Reserve objective							
11. 20% of (Line 10 - Line 8)							
12. Balance before transfers (Lines 8 + 11)							
13. Transfers							
14. Voluntary contribution							
15. Adjustment down to maximum/up to zero							
16. Reserve as of December 31, current year (Lines 12 + 13 + 14 + 15)							

NONE

ASSET VALUATION RESERVE BASIC CONTRIBUTION, RESERVE OBJECTIVE AND MAXIMUM RESERVE CALCULATIONS DEFAULT COMPONENT

Line Number	NAIC Designation	Description	1 Book/Adjusted Carrying Value	2 Reclassify Related Party Encumbrances	3 Add Third Party Encumbrances	4 Balance for AVR Reserve Calculations (Cols. 1 + 2 + 3)	Basic Contribution		Reserve Objective		Maximum Reserve	
							5 Factor	6 Amount (Cols. 4 x 5)	7 Factor	8 Amount (Cols. 4 x 7)	9 Factor	10 Amount (Cols. 4 x 9)
LONG-TERM BONDS												
1.		Exempt Obligations	50,500,327	XXX	XXX	50,500,327	0.0000		0.0000		0.0000	
2.1	1	NAIC Designation Category 1.A		XXX	XXX		0.0002		0.0007		0.0013	
2.2	1	NAIC Designation Category 1.B		XXX	XXX		0.0004		0.0011		0.0023	
2.3	1	NAIC Designation Category 1.C		XXX	XXX		0.0006		0.0018		0.0035	
2.4	1	NAIC Designation Category 1.D		XXX	XXX		0.0007		0.0022		0.0044	
2.5	1	NAIC Designation Category 1.E		XXX	XXX		0.0009		0.0027		0.0055	
2.6	1	NAIC Designation Category 1.F		XXX	XXX		0.0011		0.0034		0.0068	
2.7	1	NAIC Designation Category 1.G		XXX	XXX		0.0014		0.0042		0.0085	
2.8		Subtotal NAIC 1 (2.1+2.2+2.3+2.4+2.5+2.6+2.7)		XXX	XXX		XXX		XXX		XXX	
3.1	2	NAIC Designation Category 2.A		XXX	XXX		0.0021		0.0063		0.0105	
3.2	2	NAIC Designation Category 2.B		XXX	XXX		0.0025		0.0076		0.0127	
3.3	2	NAIC Designation Category 2.C		XXX	XXX		0.0036		0.0108		0.0180	
3.4		Subtotal NAIC 2 (3.1+3.2+3.3)		XXX	XXX		XXX		XXX		XXX	
4.1	3	NAIC Designation Category 3.A		XXX	XXX		0.0069		0.0183		0.0262	
4.2	3	NAIC Designation Category 3.B		XXX	XXX		0.0099		0.0264		0.0377	
4.3	3	NAIC Designation Category 3.C		XXX	XXX		0.0131		0.0350		0.0500	
4.4		Subtotal NAIC 3 (4.1+4.2+4.3)		XXX	XXX		XXX		XXX		XXX	
5.1	4	NAIC Designation Category 4.A		XXX	XXX		0.0184		0.0430		0.0615	
5.2	4	NAIC Designation Category 4.B		XXX	XXX		0.0238		0.0555		0.0793	
5.3	4	NAIC Designation Category 4.C		XXX	XXX		0.0310		0.0724		0.1034	
5.4		Subtotal NAIC 4 (5.1+5.2+5.3)		XXX	XXX		XXX		XXX		XXX	
6.1	5	NAIC Designation Category 5.A		XXX	XXX		0.0472		0.0846		0.1410	
6.2	5	NAIC Designation Category 5.B		XXX	XXX		0.0663		0.1188		0.1980	
6.3	5	NAIC Designation Category 5.C		XXX	XXX		0.0836		0.1498		0.2496	
6.4		Subtotal NAIC 5 (6.1+6.2+6.3)		XXX	XXX		XXX		XXX		XXX	
7.	6	NAIC 6		XXX	XXX		0.0000		0.2370		0.2370	
8.		Total Unrated Multi-class Securities Acquired by Conversion		XXX	XXX		XXX		XXX		XXX	
9.		Total Long-Term Bonds (1+2.8+3.4+4.4+5.4+6.4+7+8)	50,500,327	XXX	XXX	50,500,327	XXX		XXX		XXX	
PREFERRED STOCKS												
10.	1	Highest Quality		XXX	XXX		0.0005		0.0016		0.0033	
11.	2	High Quality		XXX	XXX		0.0021		0.0064		0.0106	
12.	3	Medium Quality		XXX	XXX		0.0099		0.0263		0.0376	
13.	4	Low Quality		XXX	XXX		0.0245		0.0572		0.0817	
14.	5	Lower Quality		XXX	XXX		0.0630		0.1128		0.1880	
15.	6	In or Near Default		XXX	XXX		0.0000		0.2370		0.2370	
16.		Affiliated Life with AVR		XXX	XXX		0.0000		0.0000		0.0000	
17.		Total Preferred Stocks (Sum of Lines 10 through 16)		XXX	XXX		XXX		XXX		XXX	

ASSET VALUATION RESERVE (Continued)
BASIC CONTRIBUTION, RESERVE OBJECTIVE AND MAXIMUM RESERVE CALCULATIONS
DEFAULT COMPONENT

Line Number	NAIC Designation	Description	1 Book/Adjusted Carrying Value	2 Reclassify Related Party Encumbrances	3 Add Third Party Encumbrances	4 Balance for AVR Reserve Calculations (Cols. 1 + 2 + 3)	Basic Contribution		Reserve Objective		Maximum Reserve	
							5 Factor	6 Amount (Cols.4 x 5)	7 Factor	8 Amount (Cols. 4 x 7)	9 Factor	10 Amount (Cols. 4 x 9)
SHORT-TERM BONDS												
18.		Exempt Obligations		XXX	XXX		0.0000		0.0000		0.0000	
19.1	1	NAIC Designation Category 1.A		XXX	XXX		0.0002		0.0007		0.0013	
19.2	1	NAIC Designation Category 1.B		XXX	XXX		0.0004		0.0011		0.0023	
19.3	1	NAIC Designation Category 1.C		XXX	XXX		0.0006		0.0018		0.0035	
19.4	1	NAIC Designation Category 1.D		XXX	XXX		0.0007		0.0022		0.0044	
19.5	1	NAIC Designation Category 1.E		XXX	XXX		0.0009		0.0027		0.0055	
19.6	1	NAIC Designation Category 1.F		XXX	XXX		0.0011		0.0034		0.0068	
19.7	1	NAIC Designation Category 1.G		XXX	XXX		0.0014		0.0042		0.0085	
19.8		Subtotal NAIC 1 (19.1+19.2+19.3+19.4+19.5+19.6+19.7)		XXX	XXX		XXX		XXX		XXX	
20.1	2	NAIC Designation Category 2.A		XXX	XXX		0.0021		0.0063		0.0105	
20.2	2	NAIC Designation Category 2.B		XXX	XXX		0.0025		0.0076		0.0127	
20.3	2	NAIC Designation Category 2.C		XXX	XXX		0.0036		0.0108		0.0180	
20.4		Subtotal NAIC 2 (20.1+20.2+20.3)		XXX	XXX		XXX		XXX		XXX	
21.1	3	NAIC Designation Category 3.A		XXX	XXX		0.0069		0.0183		0.0262	
21.2	3	NAIC Designation Category 3.B		XXX	XXX		0.0099		0.0264		0.0377	
21.3	3	NAIC Designation Category 3.C		XXX	XXX		0.0131		0.0350		0.0500	
21.4		Subtotal NAIC 3 (21.1+21.2+21.3)		XXX	XXX		XXX		XXX		XXX	
22.1	4	NAIC Designation Category 4.A		XXX	XXX		0.0184		0.0430		0.0615	
22.2	4	NAIC Designation Category 4.B		XXX	XXX		0.0238		0.0555		0.0793	
22.3	4	NAIC Designation Category 4.C		XXX	XXX		0.0310		0.0724		0.1034	
22.4		Subtotal NAIC 4 (22.1+22.2+22.3)		XXX	XXX		XXX		XXX		XXX	
23.1	5	NAIC Designation Category 5.A		XXX	XXX		0.0472		0.0846		0.1410	
23.2	5	NAIC Designation Category 5.B		XXX	XXX		0.0663		0.1188		0.1980	
23.3	5	NAIC Designation Category 5.C		XXX	XXX		0.0836		0.1498		0.2496	
23.4		Subtotal NAIC 5 (23.1+23.2+23.3)		XXX	XXX		XXX		XXX		XXX	
24.	6	NAIC 6		XXX	XXX		0.0000		0.2370		0.2370	
25.		Total Short-Term Bonds (18+19.8+20.4+21.4+22.4+23.4+24)		XXX	XXX		XXX		XXX		XXX	
DERIVATIVE INSTRUMENTS												
26.		Exchange Traded		XXX	XXX		0.0005		0.0016		0.0033	
27.	1	Highest Quality		XXX	XXX		0.0005		0.0016		0.0033	
28.	2	High Quality		XXX	XXX		0.0021		0.0064		0.0106	
29.	3	Medium Quality		XXX	XXX		0.0099		0.0263		0.0376	
30.	4	Low Quality		XXX	XXX		0.0245		0.0572		0.0817	
31.	5	Lower Quality		XXX	XXX		0.0630		0.1128		0.1880	
32.	6	In or Near Default		XXX	XXX		0.0000		0.2370		0.2370	
33.		Total Derivative Instruments		XXX	XXX		XXX		XXX		XXX	
34.		Total (Lines 9 + 17 + 25 + 33)	50,500,327	XXX	XXX	50,500,327	XXX		XXX		XXX	

ASSET VALUATION RESERVE (Continued)
BASIC CONTRIBUTION, RESERVE OBJECTIVE AND MAXIMUM RESERVE CALCULATIONS
DEFAULT COMPONENT

Line Number	NAIC Designation	Description	1 Book/Adjusted Carrying Value	2 Reclassify Related Party Encumbrances	3 Add Third Party Encumbrances	4 Balance for AVR Reserve Calculations (Cols. 1 + 2 + 3)	Basic Contribution		Reserve Objective		Maximum Reserve	
							5 Factor	6 Amount (Cols.4 x 5)	7 Factor	8 Amount (Cols. 4 x 7)	9 Factor	10 Amount (Cols. 4 x 9)
		MORTGAGE LOANS										
		In Good Standing:										
35.		Farm Mortgages - CM1 - Highest Quality			XXX		0.0011		0.0057		0.0074	
36.		Farm Mortgages - CM2 - High Quality			XXX		0.0040		0.0114		0.0149	
37.		Farm Mortgages - CM3 - Medium Quality			XXX		0.0069		0.0200		0.0257	
38.		Farm Mortgages - CM4 - Low Medium Quality			XXX		0.0120		0.0343		0.0428	
39.		Farm Mortgages - CM5 - Low Quality			XXX		0.0183		0.0486		0.0628	
40.		Residential Mortgages - Insured or Guaranteed			XXX		0.0003		0.0007		0.0011	
41.		Residential Mortgages - All Other			XXX		0.0015		0.0034		0.0046	
42.		Commercial Mortgages - Insured or Guaranteed			XXX		0.0003		0.0007		0.0011	
43.		Commercial Mortgages - All Other - CM1 - Highest Quality			XXX		0.0011		0.0057		0.0074	
44.		Commercial Mortgages - All Other - CM2 - High Quality			XXX		0.0040		0.0114		0.0149	
45.		Commercial Mortgages - All Other - CM3 - Medium Quality			XXX		0.0069		0.0200		0.0257	
46.		Commercial Mortgages - All Other - CM4 - Low Medium Quality			XXX		0.0120		0.0343		0.0428	
47.		Commercial Mortgages - All Other - CM5 - Low Quality			XXX		0.0183		0.0486		0.0628	
		Overdue, Not in Process:										
48.		Farm Mortgages			XXX		0.0480		0.0868		0.1371	
49.		Residential Mortgages - Insured or Guaranteed			XXX		0.0006		0.0014		0.0023	
50.		Residential Mortgages - All Other			XXX		0.0029		0.0066		0.0103	
51.		Commercial Mortgages - Insured or Guaranteed			XXX		0.0006		0.0014		0.0023	
52.		Commercial Mortgages - All Other			XXX		0.0480		0.0868		0.1371	
		In Process of Foreclosure:										
53.		Farm Mortgages			XXX		0.0000		0.1942		0.1942	
54.		Residential Mortgages - Insured or Guaranteed			XXX		0.0000		0.0046		0.0046	
55.		Residential Mortgages - All Other			XXX		0.0000		0.0149		0.0149	
56.		Commercial Mortgages - Insured or Guaranteed			XXX		0.0000		0.0046		0.0046	
57.		Commercial Mortgages - All Other			XXX		0.0000		0.1942		0.1942	
58.		Total Schedule B Mortgages (Sum of Lines 35 through 57)			XXX		XXX		XXX		XXX	
59.		Schedule DA Mortgages			XXX		0.0034		0.0114		0.0149	
60.		Total Mortgage Loans on Real Estate (Lines 58 + 59)			XXX		XXX		XXX		XXX	

Asset Valuation Reserve - Equity Component

NONE

Asset Valuation Reserve - Replications (Synthetic) Assets

NONE

Schedule F - Claims

NONE

Schedule H - Part 1 - Analysis of Underwriting Operations

NONE

Schedule H - Part 2 - Reserves and Liabilities

NONE

Schedule H - Part 3 - Test of Prior Year's Claim Reserves and Liabilities

NONE

Schedule H - Part 4 - Reinsurance

NONE

Schedule H - Part 5 - Health Claims

NONE

Schedule S - Part 1 - Section 1

NONE

Schedule S - Part 1 - Section 2

NONE

Schedule S - Part 2

NONE

ANNUAL STATEMENT FOR THE YEAR 2022 OF THE American Maturity Life Insurance Company

SCHEDULE S - PART 3 - SECTION 1

Reinsurance Ceded Life Insurance, Annuities, Deposit Funds and Other Liabilities Without Life or Disability Contingencies, and Related Benefits Listed by Reinsuring Company as of December 31, Current Year

1 NAIC Company Code	2 ID Number	3 Effective Date	4 Name of Company	5 Domi- ciliary Juris- diction	6 Type of Reinsurance Ceded	7 Type of Business Ceded	8 Amount in Force at End of Year	Reserve Credit Taken		11 Premiums	Outstanding Surplus Relief		14 Modified Coinsurance Reserve	15 Funds Withheld Under Coinsurance
								9 Current Year	10 Prior Year		12 Current Year	13 Prior Year		
0399999. Total General Account - Authorized U.S. Affiliates														
0699999. Total General Account - Authorized Non-U.S. Affiliates														
0799999. Total General Account - Authorized Affiliates														
..6018636-2554642 ..	07/18/2001	Everlake Life Insurance Company	IL.....CO/G.....OA.....	7,221,597	7,264,624	1,459,256				
..6018636-2554642 ..	07/18/2001	Everlake Life Insurance Company	IL.....CO/I.....OA.....	531,626	614,545	33,624				
0899999. General Account - Authorized U.S. Non-Affiliates														
1099999. Total General Account - Authorized Non-Affiliates														
1199999. Total General Account Authorized														
1499999. Total General Account - Unauthorized U.S. Affiliates														
1799999. Total General Account - Unauthorized Non-U.S. Affiliates														
1899999. Total General Account - Unauthorized Affiliates														
2199999. Total General Account - Unauthorized Non-Affiliates														
2299999. Total General Account Unauthorized														
2599999. Total General Account - Certified U.S. Affiliates														
2899999. Total General Account - Certified Non-U.S. Affiliates														
2999999. Total General Account - Certified Affiliates														
3299999. Total General Account - Certified Non-Affiliates														
3399999. Total General Account Certified														
3699999. Total General Account - Reciprocal Jurisdiction U.S. Affiliates														
3999999. Total General Account - Reciprocal Jurisdiction Non-U.S. Affiliates														
4099999. Total General Account - Reciprocal Jurisdiction Affiliates														
4399999. Total General Account - Reciprocal Jurisdiction Non-Affiliates														
4499999. Total General Account Reciprocal Jurisdiction														
4599999. Total General Account Authorized, Unauthorized, Reciprocal Jurisdiction and Certified														
4899999. Total Separate Accounts - Authorized U.S. Affiliates														
5199999. Total Separate Accounts - Authorized Non-U.S. Affiliates														
5299999. Total Separate Accounts - Authorized Affiliates														
..6018636-2554642 ..	07/18/2001	Everlake Life Insurance Company	IL.....CO/G.....VA.....	6,720,998	10,825,016					
..6018636-2554642 ..	07/18/2001	Everlake Life Insurance Company	IL.....CO/I.....VA.....	47,375	47,089					
..6018636-2554642 ..	07/18/2001	Everlake Life Insurance Company	IL.....MCO/G.....VA.....			7,600			11,562,821	
..6018636-2554642 ..	07/18/2001	Everlake Life Insurance Company	IL.....MCO/I.....VA.....						85,244	
5399999. Separate Accounts - Authorized U.S. Non-Affiliates														
5599999. Total Separate Accounts - Authorized Non-Affiliates														
5699999. Total Separate Accounts Authorized														
5999999. Total Separate Accounts - Unauthorized U.S. Affiliates														
6299999. Total Separate Accounts - Unauthorized Non-U.S. Affiliates														
6399999. Total Separate Accounts - Unauthorized Affiliates														
6699999. Total Separate Accounts - Unauthorized Non-Affiliates														
6799999. Total Separate Accounts Unauthorized														
7099999. Total Separate Accounts - Certified U.S. Affiliates														
7399999. Total Separate Accounts - Certified Non-U.S. Affiliates														
7499999. Total Separate Accounts - Certified Affiliates														
7799999. Total Separate Accounts - Certified Non-Affiliates														
7899999. Total Separate Accounts Certified														
8199999. Total Separate Accounts - Reciprocal Jurisdiction U.S. Affiliates														
8499999. Total Separate Accounts - Reciprocal Jurisdiction Non-U.S. Affiliates														
8599999. Total Separate Accounts - Reciprocal Jurisdiction Affiliates														
8899999. Total Separate Accounts - Reciprocal Jurisdiction Non-Affiliates														
8999999. Total Separate Accounts Reciprocal Jurisdiction														
9099999. Total Separate Accounts Authorized, Unauthorized, Reciprocal Jurisdiction and Certified														
9199999. Total U.S. (Sum of 0399999, 0899999, 1499999, 1999999, 2599999, 3099999, 3699999, 4199999, 4899999, 5399999, 5999999, 6499999, 7099999, 7599999, 8199999 and 8699999)														
9299999. Total Non-U.S. (Sum of 0699999, 0999999, 1799999, 2099999, 2899999, 3199999, 3999999, 4299999, 5199999, 5499999, 6299999, 6599999, 7399999, 7699999, 8499999 and 8799999)														

ANNUAL STATEMENT FOR THE YEAR 2022 OF THE American Maturity Life Insurance Company

SCHEDULE S - PART 3 - SECTION 1

Reinsurance Ceded Life Insurance, Annuities, Deposit Funds and Other Liabilities Without Life or Disability Contingencies, and Related Benefits Listed by Reinsuring Company as of December 31, Current Year

1 NAIC Company Code	2 ID Number	3 Effective Date	4 Name of Company	5 Domi- ciliary Juris- diction	6 Type of Reinsurance Ceded	7 Type of Business Ceded	8 Amount in Force at End of Year	Reserve Credit Taken		11 Premiums	Outstanding Surplus Relief		14 Modified Coinsurance Reserve	15 Funds Withheld Under Coinsurance
								9 Current Year	10 Prior Year		12 Current Year	13 Prior Year		
9999999 - Totals								14,521,596	18,751,274	1,500,480			11,648,065	

Schedule S - Part 3 - Section 2

NONE

Schedule S - Part 4

NONE

Schedule S - Part 4 - Bank Footnote

NONE

Schedule S - Part 5

NONE

Schedule S - Part 5 - Bank Footnote

NONE

ANNUAL STATEMENT FOR THE YEAR 2022 OF THE American Maturity Life Insurance Company

SCHEDULE S - PART 6

Five Year Exhibit of Reinsurance Ceded Business
(\$000 Omitted)

	1 2022	2 2021	3 2020	4 2019	5 2018
A. OPERATIONS ITEMS					
1. Premiums and annuity considerations for life and accident and health contracts	1,500	217	833	878	258
2. Commissions and reinsurance expense allowances					
3. Contract claims	1,223	1,314	1,708	1,637	1,657
4. Surrender benefits and withdrawals for life contracts	(5,907)	(2,229)	(2,750)		
5. Dividends to policyholders and refunds to members					
6. Reserve adjustments on reinsurance ceded	(1,341)	(782)	(916)	(1,407)	(730)
7. Increase in aggregate reserve for life and accident and health contracts					
B. BALANCE SHEET ITEMS					
8. Premiums and annuity considerations for life and accident and health contracts deferred and uncollected					
9. Aggregate reserves for life and accident and health contracts	14,522	18,751	20,680	22,573	24,642
10. Liability for deposit-type contracts					
11. Contract claims unpaid					
12. Amounts recoverable on reinsurance					
13. Experience rating refunds due or unpaid					
14. Policyholders' dividends and refunds to members (not included in Line 10)					
15. Commissions and reinsurance expense allowances due					
16. Unauthorized reinsurance offset					
17. Offset for reinsurance with Certified Reinsurers					
C. UNAUTHORIZED REINSURANCE (DEPOSITS BY AND FUNDS WITHHELD FROM)					
18. Funds deposited by and withheld from (F)					
19. Letters of credit (L)					
20. Trust agreements (T)					
21. Other (O)					
D. REINSURANCE WITH CERTIFIED REINSURERS (DEPOSITS BY AND FUNDS WITHHELD FROM)					
22. Multiple Beneficiary Trust					
23. Funds deposited by and withheld from (F)					
24. Letters of credit (L)					
25. Trust agreements (T)					
26. Other (O)					

ANNUAL STATEMENT FOR THE YEAR 2022 OF THE American Maturity Life Insurance Company

SCHEDULE S - PART 7

Restatement of Balance Sheet to Identify Net Credit for Ceded Reinsurance

	1 As Reported (net of ceded)	2 Restatement Adjustments	3 Restated (gross of ceded)
ASSETS (Page 2, Col. 3)			
1. Cash and invested assets (Line 12)	51,619,989		51,619,989
2. Reinsurance (Line 16)	1,348	(1,348)	
3. Premiums and considerations (Line 15)			
4. Net credit for ceded reinsurance	XXX	7,754,571	7,754,571
5. All other admitted assets (balance)	148,375		148,375
6. Total assets excluding Separate Accounts (Line 26)	51,769,712	7,753,223	59,522,935
7. Separate Account assets (Line 27)	12,514,302	6,768,373	19,282,675
8. Total assets (Line 28)	64,284,014	14,521,596	78,805,610
LIABILITIES, CAPITAL AND SURPLUS (Page 3)			
9. Contract reserves (Lines 1 and 2)	547,453	7,753,223	8,300,676
10. Liability for deposit-type contracts (Line 3)			
11. Claim reserves (Line 4)			
12. Policyholder dividends/member refunds/reserves (Lines 5 through 7)			
13. Premium & annuity considerations received in advance (Line 8)			
14. Other contract liabilities (Line 9)			
15. Reinsurance in unauthorized companies (Line 24.02 minus inset amount)			
16. Funds held under reinsurance treaties with unauthorized reinsurers (Line 24.03 minus inset amount)			
17. Reinsurance with Certified Reinsurers (Line 24.02 inset amount)			
18. Funds held under reinsurance treaties with Certified Reinsurers (Line 24.03 inset amount)			
19. All other liabilities (balance)	(90,022)		(90,022)
20. Total liabilities excluding Separate Accounts (Line 26)	457,431	7,753,223	8,210,654
21. Separate Account liabilities (Line 27)	12,514,302	6,768,373	19,282,675
22. Total liabilities (Line 28)	12,971,733	14,521,596	27,493,329
23. Capital & surplus (Line 38)	51,312,281	XXX	51,312,281
24. Total liabilities, capital & surplus (Line 39)	64,284,014	14,521,596	78,805,610
NET CREDIT FOR CEDED REINSURANCE			
25. Contract reserves	7,753,223		
26. Claim reserves			
27. Policyholder dividends/reserves			
28. Premium & annuity considerations received in advance			
29. Liability for deposit-type contracts			
30. Other contract liabilities			
31. Reinsurance ceded assets	1,348		
32. Other ceded reinsurance recoverables	(6,768,373)		
33. Total ceded reinsurance recoverables	986,198		
34. Premiums and considerations			
35. Reinsurance in unauthorized companies			
36. Funds held under reinsurance treaties with unauthorized reinsurers			
37. Reinsurance with Certified Reinsurers			
38. Funds held under reinsurance treaties with Certified Reinsurers			
39. Other ceded reinsurance payables/offsets	(6,768,373)		
40. Total ceded reinsurance payable/offsets	(6,768,373)		
41. Total net credit for ceded reinsurance	7,754,571		

ANNUAL STATEMENT FOR THE YEAR 2022 OF THE American Maturity Life Insurance Company
SCHEDULE T - PREMIUMS AND ANNUITY CONSIDERATIONS (b)

Allocated by States and Territories

States, Etc.	1	Life Contracts		Direct Business Only			
		2	3	4	5	6	7
	Active Status (a)	Life Insurance Premiums	Annuity Considerations	Accident and Health Insurance Premiums, Including Policy, Membership and Other Fees	Other Considerations	Total Columns 2 through 5 (b)	Deposit-Type Contracts
1. Alabama	AL	L					
2. Alaska	AK	L			1,200	1,200	
3. Arizona	AZ	L	152,204			152,204	
4. Arkansas	AR	L					
5. California	CA	L					
6. Colorado	CO	L					
7. Connecticut	CT	L	43,002			43,002	
8. Delaware	DE	L					
9. District of Columbia	DC	L					
10. Florida	FL	L					
11. Georgia	GA	L					
12. Hawaii	HI	L					
13. Idaho	ID	L					
14. Illinois	IL	L					
15. Indiana	IN	L					
16. Iowa	IA	L					
17. Kansas	KS	L					
18. Kentucky	KY	L					
19. Louisiana	LA	L					
20. Maine	ME	L					
21. Maryland	MD	L			6,000	6,000	
22. Massachusetts	MA	L					
23. Michigan	MI	L					
24. Minnesota	MN	L					
25. Mississippi	MS	L					
26. Missouri	MO	L	352,724		2,994	355,718	
27. Montana	MT	L					
28. Nebraska	NE	L					
29. Nevada	NV	L			2,400	2,400	
30. New Hampshire	NH	L					
31. New Jersey	NJ	L					
32. New Mexico	NM	L					
33. New York	NY	L			1,208	1,208	
34. North Carolina	NC	L					
35. North Dakota	ND	L					
36. Ohio	OH	L					
37. Oklahoma	OK	L					
38. Oregon	OR	L	33,624			33,624	
39. Pennsylvania	PA	L					
40. Rhode Island	RI	L					
41. South Carolina	SC	L					
42. South Dakota	SD	L					
43. Tennessee	TN	L					
44. Texas	TX	L			400	400	
45. Utah	UT	L	32,393			32,393	
46. Vermont	VT	L					
47. Virginia	VA	L					
48. Washington	WA	L	680,823			680,823	
49. West Virginia	WV	L					
50. Wisconsin	WI	L	195,116			195,116	
51. Wyoming	WY	L					
52. American Samoa	AS	N					
53. Guam	GU	N					
54. Puerto Rico	PR	N					
55. U.S. Virgin Islands	VI	N					
56. Northern Mariana Islands	MP	N					
57. Canada	CAN	N					
58. Aggregate Other Alien	OT	XXX					
59. Subtotal	XXX		1,489,886		14,202	1,504,088	
90. Reporting entity contributions for employee benefits plans	XXX						
91. Dividends or refunds applied to purchase paid-up additions and annuities	XXX						
92. Dividends or refunds applied to shorten endowment or premium paying period	XXX						
93. Premium or annuity considerations waived under disability or other contract provisions	XXX						
94. Aggregate or other amounts not allocable by State	XXX						
95. Totals (Direct Business)	XXX		1,489,886		14,202	1,504,088	
96. Plus reinsurance assumed	XXX						
97. Totals (All Business)	XXX		1,489,886		14,202	1,504,088	
98. Less reinsurance ceded	XXX		1,489,886		10,594	1,500,480	
99. Totals (All Business) less Reinsurance Ceded	XXX			(c)	3,608	3,608	
DETAILS OF WRITE-INS							
58001.	XXX						
58002.	XXX						
58003.	XXX						
58998. Summary of remaining write-ins for Line 58 from overflow page	XXX						
58999. Totals (Lines 58001 through 58003 plus 58998)(Line 58 above)	XXX						
9401.	XXX						
9402.	XXX						
9403.	XXX						
9498. Summary of remaining write-ins for Line 94 from overflow page	XXX						
9499. Totals (Lines 9401 through 9403 plus 9498)(Line 94 above)	XXX						

(a) Active Status Counts:

- 1. L - Licensed or Chartered - Licensed insurance carrier or domiciled RRG..... 51
- 2. R - Registered - Non-domiciled RRGs.....
- 3. E - Eligible - Reporting entities eligible or approved to write surplus lines in the state.....
- 4. Q - Qualified - Qualified or accredited reinsurer.....
- 5. N - None of the above - Not allowed to write business in the state..... 6

(b) Explanation of basis of allocation by states, etc., of premiums and annuity considerations

Annuitant Consideration and Other Consideration are allocated to the jurisdictions based on the residence of the policyholder, insured or payer.

(c) Column 4 should balance with Exhibit 1, Lines 6.4, 10.4, and 16.4, Cols. 8, 9, 10, or with Schedule H, Part 1, Line 1, indicate which: Exhibit 1, Lines 6.4, 10.4, and 16.4, Cols. 8, 9, 10.

**SCHEDULE T - PART 2
INTERSTATE COMPACT - EXHIBIT OF PREMIUMS WRITTEN**

Allocated by States and Territories

		Direct Business Only					6 Totals
		1 Life (Group and Individual)	2 Annuities (Group and Individual)	3 Disability Income (Group and Individual)	4 Long-Term Care (Group and Individual)	5 Deposit-Type Contracts	
States, Etc.							
1. Alabama	AL						
2. Alaska	AK						
3. Arizona	AZ		152,204				152,204
4. Arkansas	AR						
5. California	CA						
6. Colorado	CO						
7. Connecticut	CT		43,002				43,002
8. Delaware	DE						
9. District of Columbia	DC						
10. Florida	FL						
11. Georgia	GA						
12. Hawaii	HI						
13. Idaho	ID						
14. Illinois	IL						
15. Indiana	IN						
16. Iowa	IA						
17. Kansas	KS						
18. Kentucky	KY						
19. Louisiana	LA						
20. Maine	ME						
21. Maryland	MD						
22. Massachusetts	MA						
23. Michigan	MI						
24. Minnesota	MN						
25. Mississippi	MS						
26. Missouri	MO		352,724				352,724
27. Montana	MT						
28. Nebraska	NE						
29. Nevada	NV						
30. New Hampshire	NH						
31. New Jersey	NJ						
32. New Mexico	NM						
33. New York	NY						
34. North Carolina	NC						
35. North Dakota	ND						
36. Ohio	OH						
37. Oklahoma	OK						
38. Oregon	OR		33,624				33,624
39. Pennsylvania	PA						
40. Rhode Island	RI						
41. South Carolina	SC						
42. South Dakota	SD						
43. Tennessee	TN						
44. Texas	TX						
45. Utah	UT		32,393				32,393
46. Vermont	VT						
47. Virginia	VA						
48. Washington	WA		680,823				680,823
49. West Virginia	WV						
50. Wisconsin	WI		195,116				195,116
51. Wyoming	WY						
52. American Samoa	AS						
53. Guam	GU						
54. Puerto Rico	PR						
55. U.S. Virgin Islands	VI						
56. Northern Mariana Islands	MP						
57. Canada	CAN						
58. Aggregate Other Alien	OT						
59. Total			1,489,886				1,489,886

ANNUAL STATEMENT FOR THE YEAR 2022 OF THE American Maturity Life Insurance Company

**SCHEDULE Y - INFORMATION CONCERNING ACTIVITIES OF INSURER MEMBERS OF A HOLDING COMPANY GROUP
PART 1 - ORGANIZATIONAL CHART**

Names of Parent, Subsidiaries or Affiliates	Domiciliary Location	NAIC Company Code	ID Number	Directly Controlled By	Ownership Percentage
Alan Waxman (member of TAO Insurance Holdings, LLC) ¹					
Sixth Street Advisers, LLC	DE		45-2553330	Ultimate indirect control by Alan Waxman	
Sixth Street TAO Management, LLC	DE		90-1019036		
Sixth Street Insurance GP Holdco, LLC	DE				
Sixth Street Insurance Solutions, L.P.	DE		87-0910021		
Cadence ALM GP Holdco, LLC	DE		87-0910936	Ultimate indirect control by Alan Waxman	
Sixth Street Insurance Solutions ALM, L.P.	DE		86-2807598		
Cadence Services US, LLC	DE		86-2807499		
Anthony Michael Muscolino (managing member of TAO Insurance Holdings, LLC)					
TAO Insurance Holdings, LLC ²	DE		86-1594781		
TAO Sutton Holdings, LLC ^{2,3}	CYM		98-1578722	TAO Insurance Holdings, LLC	100%
Talcott Financial Group Investments, LLC	BMU		98-1578678	TAO Sutton Holdings, LLC	100%
Talcott Financial Group, Ltd.	BMU			Talcott Financial Group Investments, LLC.	100%
Talcott Re FinCo, Ltd.	BMU		98-1673007	Talcott Financial Group, Ltd.	100%
Talcott Re Holdings, Ltd.	BMU		98-1673064	Talcott Re FinCo, Ltd.	100%
Talcott Life Re, Ltd.	BMU		98-1625692	Talcott Re Holdings, Ltd.	100%
Talcott Life & Annuity Re, Ltd.	CYM		98-1652614	Talcott Re Holdings, Ltd.	100%
Sutton Cayman Holdings, Ltd.	CYM			Talcott Re Holdings, Ltd.	100%
Talcott Financial Group GP, LLC	DE		86-1856539	Talcott Financial Group, Ltd.	100%
Talcott Holdings, L.P.	DE		82-3930622	Talcott Financial Group GP, LLC	100%
Talcott Acquisition, Inc.	DE		82-3950446	Talcott Holdings, L.P.	100%
Talcott Resolution Life, Inc.	DE		06-1470915	Talcott Acquisition, Inc.	100%
Talcott Administration Services Company, LLC	DE		45-4036343	Talcott Resolution Life, Inc.	100%
LJAS Administration Fee Issuer LLC	DE			Talcott Administration Services Company, LLC	100%
TR Re Ltd.	BMU		98-1627971	Talcott Resolution Life, Inc.	100%
Talcott Resolution Life Insurance Company	CT	88072	06-0974148	TR Re, Ltd.	100%
Talcott Resolution Life and Annuity Insurance Company	CT	71153	39-1052598	Talcott Resolution Life Insurance Company	100%
Talcott Resolution Distribution Company, Inc.	CT		06-1408044	Talcott Resolution Life and Annuity Insurance Company	100%
Talcott Resolution Comprehensive Employee Benefit Service Company	CT		06-1120503	Talcott Resolution Life and Annuity Insurance Company	100%
American Maturity Life Insurance Company	CT	81213	06-1422508	Talcott Resolution Life Insurance Company	100%
Talcott Resolution International Life Reassurance Corporation	CT	93505	06-1207332	Talcott Resolution Life Insurance Company	100%
21 Church Street R, LLC	DE		83-2918805	Talcott Resolution Life Insurance Company	100%

¹ Pursuant to the operating agreement of TAO Insurance Holdings, LLC, Alan Waxman, as a member of TAO Insurance Holdings, LLC, has the authority to appoint the managing member of TAO Insurance Holdings, LLC and has appointed A. Michael Muscolino.
² TAO Insurance Holdings, LLC is the managing member of TAO Sutton Parent, LLC, which in turn is a non-voting member of TAO Sutton Holdings, LLC. Sixth Street TAO Partners, L.P., Sixth Street TAO Partners (A), L.P., Sixth Street TAO Partners (B), L.P., Sixth Street TAO Partners (C), L.P., Sixth Street TAO Partners (D), L.P., Sixth Street TAO Partners (E), L.P., Sixth Street TAO Partners (F), L.P., Super TAO MA, L.P., Super TAO Contingent MA, L.P., Knight TAO, L.P., and PSERS TAO Partners Parallel Fund, L.P. (collectively, "Sixth Street TAO") are non-voting members of TAO Sutton Parent, LLC. Certain of the entities that comprise Sixth Street TAO are indirect owners of Klaverblad Levensverzekering N.V., Lifetri Uitvaartverzekeringen N.V., and Lifetri Verzekeringen N.V.

³ In addition to Sixth Street TAO, certain investors ("Co-Investors") invested in the Domestic Insurers outside of Sixth Street TAO. All Co-Investors are passive investors and do not own any voting securities of the Domestic Insurers or of any of the other entities in this organizational chart and do not have the ability to appoint directors of Sutton Investments, LLC or the Domestic Insurers.

ANNUAL STATEMENT FOR THE YEAR 2022 OF THE American Maturity Life Insurance Company

SCHEDULE Y

PART 1A - DETAIL OF INSURANCE HOLDING COMPANY SYSTEM

1	2	3	4	5	6	7	8	9	10	11	12	13	14	15	16
Group Code	Group Name	NAIC Company Code	ID Number	Federal RSSD	CIK	Name of Securities Exchange if Publicly Traded (U.S. or International)	Names of Parent, Subsidiaries Or Affiliates	Domi-ciliary Loca-tion	Relation-ship to Reporting Entity	Directly Controlled by (Name of Entity/Person)	Type of Control (Ownership, Board, Management, Attorney-in-Fact, Influence, Other)	If Control is Ownership Provide Percen-tage	Ultimate Controlling Entity(ies)/Person(s)	Is an SCA Filing Re-quired? (Yes/No)	*
.4926	Talcott Holdings Grp	00000	86-1856539				Talcott Financial Group GP, LLC	DE	UIP	Talcott Financial Group, Ltd.	Ownership	100.000	A. Michael Muscolino/Alan Waxman	NO	
.4926	Talcott Holdings Grp	00000	82-3930622				Talcott Holdings, LP	DE	UIP	Talcott Financial Group GP, LLC	Ownership	100.000	A. Michael Muscolino/Alan Waxman	NO	
.4926	Talcott Holdings Grp	00000	82-3950446				Talcott Acquisition, Inc.	DE	UIP	Talcott Holdings, LP	Ownership	100.000	A. Michael Muscolino/Alan Waxman	NO	
.4926	Talcott Holdings Grp	00000	06-1470915		0001032204		Talcott Resolution Life, Inc.	DE	UIP	Talcott Acquisition, Inc.	Ownership	100.000	A. Michael Muscolino/Alan Waxman	NO	
.4926	Talcott Holdings Grp	00000	45-4036343				Talcott Administration Services Company, LLC	DE	NIA	Talcott Resolution Life, Inc.	Ownership	100.000	A. Michael Muscolino/Alan Waxman	NO	
.4926	Talcott Holdings Grp	00000					LIAS Administration Fee Issuer LLC	DE	NIA	Talcott Administration Services Company, LLC	Ownership	100.000	A. Michael Muscolino/Alan Waxman	NO	
.4926	Talcott Holdings Grp	00000	95-1627971				TR Re Ltd.		UIP	Talcott Resolution Life, Inc.	Ownership	100.000	A. Michael Muscolino/Alan Waxman	NO	
.4926	Talcott Holdings Grp	88072	06-0974148		0000045947		Talcott Resolution Life Insurance Company	CT	UDP	TR Re, Ltd.	Ownership	100.000	A. Michael Muscolino/Alan Waxman	NO	
.4926	Talcott Holdings Grp	81213	06-1422508				American Maturity Life Insurance Company	CT	RE	Talcott Resolution Life Insurance Company	Ownership	100.000	A. Michael Muscolino/Alan Waxman	NO	
.4926	Talcott Holdings Grp	93505	06-1207332				Talcott Resolution International Life Reassurance Corporation	CT	IA	Talcott Resolution Life Insurance Company	Ownership	100.000	A. Michael Muscolino/Alan Waxman	NO	
.4926	Talcott Holdings Grp	00000	83-2918805				21 Church Street R, LLC	DE	NIA	Talcott Resolution Life Insurance Company	Ownership	100.000	A. Michael Muscolino/Alan Waxman	NO	
.4926	Talcott Holdings Grp	71153	39-1052598				Talcott Resolution Life and Annuity Insurance Company	CT	IA	Talcott Resolution Life Insurance Company	Ownership	100.000	A. Michael Muscolino/Alan Waxman	NO	
.4926	Talcott Holdings Grp	00000	06-1120503				Talcott Resolution Comprehensive Employee Benefit Service Company	CT	NIA	Talcott Resolution Life and Annuity Insurance Company	Ownership	100.000	A. Michael Muscolino/Alan Waxman	YES	
.4926	Talcott Holdings Grp	00000	06-1408044		0000940622		Talcott Resolution Distribution Company	CT	NIA	Talcott Resolution Life and Annuity Insurance Company	Ownership	100.000	A. Michael Muscolino/Alan Waxman	YES	

Asterisk	Explanation
----------	-------------

ANNUAL STATEMENT FOR THE YEAR 2022 OF THE American Maturity Life Insurance Company

SCHEDULE Y

PART 2 - SUMMARY OF INSURER'S TRANSACTIONS WITH ANY AFFILIATES

1	2	3	4	5	6	7	8	9	10	11	12	13
NAIC Company Code	ID Number	Names of Insurers and Parent, Subsidiaries or Affiliates	Shareholder Dividends	Capital Contributions	Purchases, Sales or Exchanges of Loans, Securities, Real Estate, Mortgage Loans or Other Investments	Income/ (Disbursements) Incurred in Connection with Guarantees or Undertakings for the Benefit of any Affiliate(s)	Management Agreements and Service Contracts	Income/ (Disbursements) Incurred Under Reinsurance Agreements	*	Any Other Material Activity Not in the Ordinary Course of the Insurer's Business	Totals	Reinsurance Recoverable/ (Payable) on Losses and/or Reserve Credit Taken/(Liability)
00000	82-3930622	Talcott Holdings, LP										
00000	82-3950446	Talcott Acquisition, Inc.										
00000	06-1470915	Talcott Resolution Life, Inc.										
00000	45-4036343	Talcott Administration Services Company, LLC										
00000		LIAS Administration Fee Issuer LLC										
00000	95-1627971	TR Re Ltd.					183,009,154			(100,697,436)	82,311,718	
88072	06-0974148	Talcott Resolution Life Insurance Company					(245,955,145)			100,697,436	(145,257,709)	
81213	06-1422508	American Maturity Life Insurance Company					26,092				26,092	
93505	06-1207332	Talcott Resolution International Life Reassurance Corporation					6,301				6,301	
00000	83-2918805	21 Church Street R, LLC										
71153	39-1052598	Talcott Resolution Life and Annuity Insurance Company					61,345,804				61,345,804	
00000	06-1120503	Talcott Resolution Comprehensive Employee Benefit Service Company										
00000	06-1408044	Talcott Resolution Distribution Company					1,567,794				1,567,794	
9999999 Control Totals												
									XXX			

SUPPLEMENTAL EXHIBITS AND SCHEDULES INTERROGATORIES

REQUIRED FILINGS

The following supplemental reports are required to be filed as part of your statement filing unless specifically waived by the domiciliary state. However, in the event that your domiciliary state waives the filing requirement, your response of WAIVED to the specific interrogatory will be accepted in lieu of filing a "NONE" report and a bar code will be printed below. If the supplement is required of your company but is not being filed for whatever reason enter SEE EXPLANATION and provide an explanation following the interrogatory questions.

	Responses
MARCH FILING	
1. Will the Supplemental Compensation Exhibit be filed with the state of domicile by March 1?	YES
2. Will the confidential Risk-based Capital Report be filed with the NAIC by March 1?	YES
3. Will the confidential Risk-based Capital Report be filed with the state of domicile, if required, by March 1?	YES
4. Will an actuarial opinion be filed by March 1?	YES
APRIL FILING	
5. Will Management's Discussion and Analysis be filed by April 1?	YES
6. Will the Life, Health & Annuity Guaranty Association Assessable Premium Exhibit - Parts 1 and 2 be filed with the state of domicile and the NAIC by April 1? (Not applicable to fraternal benefit societies)	YES
7. Will the Supplemental Investment Risks Interrogatories be filed by April 1?	YES
JUNE FILING	
8. Will an audited financial report be filed by June 1?	YES
9. Will Accountant's Letter of Qualifications be filed with the state of domicile and electronically with the NAIC by June 1?	YES

SUPPLEMENTAL FILINGS

The following supplemental reports are required to be filed as part of your annual statement filing **if your company is engaged in the type of business covered by the supplement. However, in the event that your company does not transact the type of business for which the special report must be filed, your response of NO to the specific interrogatory will be accepted in lieu of filing a "NONE" report and a bar code will be printed below.** If the supplement is required of your company but is not being filed for whatever reason enter SEE EXPLANATION and provide an explanation following the interrogatory questions.

MARCH FILING

10. Will Schedule SIS (Stockholder Information Supplement) be filed with the state of domicile by March 1? (Not applicable to fraternal benefit societies) ..	NO
11. Will the Medicare Supplement Insurance Experience Exhibit be filed with the state of domicile and the NAIC by March 1?	NO
12. Will the Trusteed Surplus Statement be filed with the state of domicile and the NAIC by March 1?	NO
13. Will the actuarial opinion on participating and non-participating policies as required in Interrogatories 1 and 2 to Exhibit 5 be filed with the state of domicile and electronically with the NAIC by March 1?	NO
14. Will the actuarial opinion on non-guaranteed elements as required in interrogatory #3 to Exhibit 5 be filed with the state of domicile and electronically with the NAIC by March 1?	YES
15. Will the actuarial opinion on X-Factors be filed with the state of domicile and electronically with the NAIC by March 1?	NO
16. Will the actuarial opinion on Separate Accounts Funding Guaranteed Minimum Benefit be filed with the state of domicile and electronically with the NAIC by March 1?	NO
17. Will the actuarial opinion on Synthetic Guaranteed Investment Contracts be filed with the state of domicile and electronically with the NAIC by March 1?	NO
18. Will the Reasonableness of Assumptions Certification required by Actuarial Guideline XXXV be filed with the state of domicile and electronically with the NAIC by March 1?	NO
19. Will the Reasonableness and Consistency of Assumptions Certification required by Actuarial Guideline XXXV be filed with the state of domicile and electronically with the NAIC by March 1?	NO
20. Will the Reasonableness of Assumptions Certification for Implied Guaranteed Rate Method required by Actuarial Guideline XXXVI be filed with the state of domicile and electronically with the NAIC by March 1?	NO
21. Will the Reasonableness and Consistency of Assumptions Certification required by Actuarial Guideline XXXVI (Updated Average Market Value) be filed with the state of domicile and electronically with the NAIC by March 1?	NO
22. Will the Reasonableness and Consistency of Assumptions Certification required by Actuarial Guideline XXXVI (Updated Market Value) be filed with the state of domicile and electronically with the NAIC by March 1?	NO
23. Will the C-3 RBC Certifications required under C-3 Phase I be filed with the state of domicile and electronically with the NAIC by March 1?	NO
24. Will the C-3 RBC Certifications required under C-3 Phase II be filed with the state of domicile and electronically with the NAIC by March 1?	YES
25. Will the Actuarial Certifications Related to Annuity Nonforfeiture Ongoing Compliance for Equity Indexed Annuities be filed with the state of domicile and electronically with the NAIC by March 1?	NO

ANNUAL STATEMENT FOR THE YEAR 2022 OF THE American Maturity Life Insurance Company
SUPPLEMENTAL EXHIBITS AND SCHEDULES INTERROGATORIES

- 26. Will the actuarial opinion required by the Modified Guaranteed Annuity Model Regulation be filed with the state of domicile and electronically with the NAIC by March 1? YES
- 27. Will the Actuarial Certification regarding the use of 2001 Preferred Class Tables required by the Model Regulation Permitting the Recognition of Preferred Mortality Tables for Use in Determining Minimum Reserve Liabilities be filed with the state of domicile and electronically with the NAIC by March 1? NO
- 28. Will the Worker's Compensation Carve-Out Supplement be filed by March 1? (Not applicable to fraternal benefit societies) NO
- 29. Will Supplemental Schedule O be filed with the state of domicile and the NAIC by March 1? NO
- 30. Will the Medicare Part D Coverage Supplement be filed with the state of domicile and the NAIC by March 1? NO
- 31. Will an approval from the reporting entity's state of domicile for relief related to the five-year rotation requirement for lead audit partner be filed electronically with the NAIC by March 1? NO
- 32. Will an approval from the reporting entity's state of domicile for relief related to the one-year cooling off period for independent CPA be filed electronically with the NAIC by March 1? NO
- 33. Will an approval from the reporting entity's state of domicile for relief related to the Requirements for Audit Committees be filed electronically with the NAIC by March 1? NO
- 34. Will the VM-20 Reserves Supplement be filed with the state of domicile and the NAIC by March 1? NO
- 35. Will the Health Care Receivables Supplement be filed with the state of domicile and the NAIC by March 1? NO

APRIL FILING

- 36. Will the confidential Regulatory Asset Adequacy Issues Summary (RAAIS) required by the Valuation Manual be filed with the state of domicile by April 1? YES
- 37. Will the Long-Term Care Experience Reporting Forms be filed with the state of domicile and the NAIC by April 1? NO
- 38. Will the Credit Insurance Experience Exhibit be filed with the state of domicile and the NAIC by April 1? (Not applicable to fraternal benefit societies) .. NO
- 39. Will the Accident and Health Policy Experience Exhibit be filed by April 1? NO
- 40. Will the Supplemental Health Care Exhibit (Parts 1, 2 and 3) be filed with the state of domicile and the NAIC by April 1? NO
- 41. Will the regulator only (non-public) Supplemental Health Care Exhibit's Expense Allocation Report be filed with the state of domicile and the NAIC by April 1? NO
- 42. Will the confidential Actuarial Memorandum required by Actuarial Guideline XXXVIII 8D be filed with the state of domicile by April 30? NO
- 43. Will the Supplemental Term and Universal Life Insurance Reinsurance Exhibit be filed with the state of domicile and the NAIC by April 1? NO
- 44. Will the Variable Annuities Supplement be filed with the state of domicile and the NAIC by April 1? YES
- 45. Will the confidential Executive Summary of the PBR Actuarial Report be filed with the state of domicile by April 1? YES
- 46. Will the confidential Life Summary of the PBR Actuarial Report be filed with the state of domicile by April 1? NO
- 47. Will the confidential Variable Annuities Summary of the PBR Actuarial Report be filed with the state of domicile by April 1? YES

AUGUST FILING

- 48. Will Management's Report of Internal Control Over Financial Reporting be filed with the state of domicile by August 1? NO

Explanations:

- 10. The data for this supplement is not required to be filed.
- 11. The data for this supplement is not required to be filed.
- 12. The data for this supplement is not required to be filed.
- 13. The data for this supplement is not required to be filed.
- 15. The data for this supplement is not required to be filed.
- 16. The data for this supplement is not required to be filed.
- 17. The data for this supplement is not required to be filed.
- 18. The data for this supplement is not required to be filed.
- 19. The data for this supplement is not required to be filed.
- 20. The data for this supplement is not required to be filed.
- 21. The data for this supplement is not required to be filed.
- 22. The data for this supplement is not required to be filed.
- 23. The data for this supplement is not required to be filed.
- 25. The data for this supplement is not required to be filed.
- 27. The data for this supplement is not required to be filed.
- 28. The data for this supplement is not required to be filed.
- 29. The data for this supplement is not required to be filed.
- 30. The data for this supplement is not required to be filed.
- 31. The data for this supplement is not required to be filed.
- 32. The data for this supplement is not required to be filed.
- 33. The data for this supplement is not required to be filed.
- 34. The data for this supplement is not required to be filed.
- 35. The data for this supplement is not required to be filed.
- 37. The data for this supplement is not required to be filed.
- 38. The data for this supplement is not required to be filed.
- 39. The data for this supplement is not required to be filed.
- 40. The data for this supplement is not required to be filed.
- 41. The data for this supplement is not required to be filed.
- 42. The data for this supplement is not required to be filed.
- 43. The data for this supplement is not required to be filed.
- 46. The data for this supplement is not required to be filed.
- 48. The data for this supplement is not required to be filed.

Bar Codes:

- 10. SIS Stockholder Information Supplement [Document Identifier 420]



- 11. Medicare Supplement Insurance Experience Exhibit [Document Identifier 360]



- 12. Trusteed Surplus Statement [Document Identifier 490]



- 13. Participating Opinion for Exhibit 5 [Document Identifier 371]



- 15. Actuarial Opinion on X-Factors [Document Identifier 442]



- 16. Actuarial Opinion on Separate Accounts Funding Guaranteed Minimum Benefit [Document Identifier 443]



























- 17. Actuarial Opinion on Synthetic Guaranteed Investment Contracts [Document Identifier 444]



- 18. Reasonableness of Assumptions Certification required by Actuarial Guideline XXXV [Document Identifier 445]



SUPPLEMENTAL EXHIBITS AND SCHEDULES INTERROGATORIES

19. Reasonableness and Consistency of Assumptions Certification required by Actuarial Guideline XXXV [Document Identifier 446]	 8 1 2 1 3 2 0 2 2 4 4 6 0 0 0 0 0
20. Reasonableness of Assumptions Certification for Implied Guaranteed Rate Method required by Actuarial Guideline XXXVI [Document Identifier 447]	 8 1 2 1 3 2 0 2 2 4 4 7 0 0 0 0 0
21. Reasonableness and Consistency of Assumptions Certification required by Actuarial Guideline XXXVI [Document Identifier 448]	 8 1 2 1 3 2 0 2 2 4 4 8 0 0 0 0 0
22. Reasonableness and Consistency of Assumptions Certification required by Actuarial Guideline XXXVI (Updated Market Value) [Document Identifier 449]	 8 1 2 1 3 2 0 2 2 4 4 9 0 0 0 0 0
23. C-3 RBC Certifications Required Under C-3 Phase I [Document Identifier 450]	 8 1 2 1 3 2 0 2 2 4 5 0 0 0 0 0 0
25. Actuarial Certifications Related to Annuity Nonforfeiture Ongoing Compliance for Equity Indexed Annuities [Document Identifier 452]	 8 1 2 1 3 2 0 2 2 4 5 2 0 0 0 0 0
27. Actuarial Certification regarding the use of 2001 Preferred Class Tables required by the Model Regulation Permitting the Recognition of Preferred Mortality Tables for Use in Determining Minimum Reserve Liabilities [Document Identifier 454]	 8 1 2 1 3 2 0 2 2 4 5 4 0 0 0 0 0
28. Workers' Compensation Carve-Out Supplement [Document Identifier 495]	 8 1 2 1 3 2 0 2 2 4 9 5 0 0 0 0 0
29. Supplemental Schedule O [Document Identifier 465]	 8 1 2 1 3 2 0 2 2 4 6 5 0 0 0 0 0
30. Medicare Part D Coverage Supplement [Document Identifier 365]	 8 1 2 1 3 2 0 2 2 3 6 5 0 0 0 0 0
31. Relief from the five-year rotation requirement for lead audit partner [Document Identifier 224]	 8 1 2 1 3 2 0 2 2 2 2 4 0 0 0 0 0
32. Relief from the one-year cooling off period for independent CPA [Document Identifier 225]	 8 1 2 1 3 2 0 2 2 2 2 5 0 0 0 0 0
33. Relief from the Requirements for Audit Committees [Document Identifier 226]	 8 1 2 1 3 2 0 2 2 2 2 6 0 0 0 0 0
34. VM-20 Reserves Supplement [Document Identifier 456]	 8 1 2 1 3 2 0 2 2 4 5 6 0 0 0 0 0
35. Health Care Receivables Supplement [Document Identifier 470]	 8 1 2 1 3 2 0 2 2 4 7 0 0 0 0 0 0
37. Long-Term Care Experience Reporting Forms [Document Identifier 306]	 8 1 2 1 3 2 0 2 2 3 0 6 0 0 0 0 0
38. Credit Insurance Experience Exhibit [Document Identifier 230]	 8 1 2 1 3 2 0 2 2 2 3 0 0 0 0 0 0
39. Accident and Health Policy Experience Exhibit [Document Identifier 210]	 8 1 2 1 3 2 0 2 2 2 2 1 0 0 0 0 0
40. Supplemental Health Care Exhibit (Parts 1, 2 and 3) [Document Identifier 216]	 8 1 2 1 3 2 0 2 2 2 2 1 6 0 0 0 0
41. Supplemental Health Care Exhibit's Expense Allocation Report [Document Identifier 217]	 8 1 2 1 3 2 0 2 2 2 2 1 7 0 0 0 0
42. Actuarial Memorandum Required by Actuarial Guideline XXXVIII 8D [Document Identifier 435]	 8 1 2 1 3 2 0 2 2 2 4 3 5 0 0 0 0
43. Supplemental Term and Universal Life Insurance Reinsurance Exhibit [Document Identifier 345]	 8 1 2 1 3 2 0 2 2 3 4 5 0 0 0 0 0
46. Life Summary of the PBR Actuarial Report [Document Identifier 458]	 8 1 2 1 3 2 0 2 2 4 5 8 0 0 0 0 0
48. Management's Report of Internal Control Over Financial Reporting [Document Identifier 223]	 8 1 2 1 3 2 0 2 2 2 2 3 0 0 0 0 0

OVERFLOW PAGE FOR WRITE-INS

NONE

ANNUAL STATEMENT FOR THE YEAR 2022 OF THE American Maturity Life Insurance Company

SUMMARY INVESTMENT SCHEDULE

Investment Categories	Gross Investment Holdings		Admitted Assets as Reported in the Annual Statement			
	1 Amount	2 Percentage of Column 1 Line 13	3 Amount	4 Securities Lending Reinvested Collateral Amount	5 Total (Col. 3 + 4) Amount	6 Percentage of Column 5 Line 13
1. Long-Term Bonds (Schedule D, Part 1):						
1.01 U.S. governments	50,500,327	97.831	50,500,327		50,500,327	97.831
1.02 All other governments		0.000				0.000
1.03 U.S. states, territories and possessions, etc. guaranteed		0.000				0.000
1.04 U.S. political subdivisions of states, territories, and possessions, guaranteed		0.000				0.000
1.05 U.S. special revenue and special assessment obligations, etc. non-guaranteed		0.000				0.000
1.06 Industrial and miscellaneous		0.000				0.000
1.07 Hybrid securities		0.000				0.000
1.08 Parent, subsidiaries and affiliates		0.000				0.000
1.09 SVO identified funds		0.000				0.000
1.10 Unaffiliated bank loans		0.000				0.000
1.11 Unaffiliated certificates of deposit		0.000				0.000
1.12 Total long-term bonds	50,500,327	97.831	50,500,327		50,500,327	97.831
2. Preferred stocks (Schedule D, Part 2, Section 1):						
2.01 Industrial and miscellaneous (Unaffiliated)		0.000				0.000
2.02 Parent, subsidiaries and affiliates		0.000				0.000
2.03 Total preferred stocks		0.000				0.000
3. Common stocks (Schedule D, Part 2, Section 2):						
3.01 Industrial and miscellaneous Publicly traded (Unaffiliated)		0.000				0.000
3.02 Industrial and miscellaneous Other (Unaffiliated)		0.000				0.000
3.03 Parent, subsidiaries and affiliates Publicly traded		0.000				0.000
3.04 Parent, subsidiaries and affiliates Other		0.000				0.000
3.05 Mutual funds		0.000				0.000
3.06 Unit investment trusts		0.000				0.000
3.07 Closed-end funds		0.000				0.000
3.08 Exchange traded funds		0.000				0.000
3.09 Total common stocks		0.000				0.000
4. Mortgage loans (Schedule B):						
4.01 Farm mortgages		0.000				0.000
4.02 Residential mortgages		0.000				0.000
4.03 Commercial mortgages		0.000				0.000
4.04 Mezzanine real estate loans		0.000				0.000
4.05 Total valuation allowance		0.000				0.000
4.06 Total mortgage loans		0.000				0.000
5. Real estate (Schedule A):						
5.01 Properties occupied by company		0.000				0.000
5.02 Properties held for production of income		0.000				0.000
5.03 Properties held for sale		0.000				0.000
5.04 Total real estate		0.000				0.000
6. Cash, cash equivalents and short-term investments:						
6.01 Cash (Schedule E, Part 1)	1,119,662	2.169	1,119,662		1,119,662	2.169
6.02 Cash equivalents (Schedule E, Part 2)		0.000				0.000
6.03 Short-term investments (Schedule DA)		0.000				0.000
6.04 Total cash, cash equivalents and short-term investments	1,119,662	2.169	1,119,662		1,119,662	2.169
7. Contract loans		0.000				0.000
8. Derivatives (Schedule DB)		0.000				0.000
9. Other invested assets (Schedule BA)		0.000				0.000
10. Receivables for securities		0.000				0.000
11. Securities Lending (Schedule DL, Part 1).....		0.000		XXX	XXX	XXX
12. Other invested assets (Page 2, Line 11)		0.000				0.000
13. Total invested assets	51,619,989	100.000	51,619,989		51,619,989	100.000

Schedule A - Verification - Real Estate

N O N E

Schedule B - Verification - Mortgage Loans

N O N E

SCHEDULE BA - VERIFICATION BETWEEN YEARS

Other Long-Term Invested Assets

1.	Book/adjusted carrying value, December 31 of prior year	
2.	Cost of acquired:	
2.1	Actual cost at time of acquisition (Part 2, Column 8)	
2.2	Additional investment made after acquisition (Part 2, Column 9)	
3.	Capitalized deferred interest and other:	
3.1	Totals, Part 1, Column 16	
3.2	Totals, Part 3, Column 12	
4.	Accrual of discount	
5.	Unrealized valuation increase (decrease):	
5.1	Totals, Part 1, Column 13	
5.2	Totals, Part 3, Column 9	
6.	Total gain (loss) on disposals, Part 3, Column 19	
7.	Deduct amounts received on disposals, Part 3, Column 16	
8.	Deduct amortization of premium and depreciation	
9.	Total foreign exchange change in book/adjusted carrying value:	
9.1	Totals, Part 1, Column 17	
9.2	Totals, Part 3, Column 14	
10.	Deduct current year's other than temporary impairment recognized:	
10.1	Totals, Part 1, Column 15	
10.2	Totals, Part 3, Column 11	
11.	Book/adjusted carrying value at end of current period (Lines 1+2+3+4+5+6-7-8+9-10)	
12.	Deduct total nonadmitted amounts	
13.	Statement value at end of current period (Line 11 minus Line 12)	

NONE

SCHEDULE D - VERIFICATION BETWEEN YEARS

Bonds and Stocks

1.	Book/adjusted carrying value, December 31 of prior year	46,657,819
2.	Cost of bonds and stocks acquired, Part 3, Column 7	28,597,826
3.	Accrual of discount	173,857
4.	Unrealized valuation increase (decrease):	
4.1.	Part 1, Column 12	
4.2.	Part 2, Section 1, Column 15	
4.3.	Part 2, Section 2, Column 13	
4.4.	Part 4, Column 11	
5.	Total gain (loss) on disposals, Part 4, Column 19	(13,666)
6.	Deduction consideration for bonds and stocks disposed of, Part 4, Column 7	24,906,922
7.	Deduct amortization of premium	8,588
8.	Total foreign exchange change in book/adjusted carrying value:	
8.1.	Part 1, Column 15	
8.2.	Part 2, Section 1, Column 19	
8.3.	Part 2, Section 2, Column 16	
8.4.	Part 4, Column 15	
9.	Deduct current year's other than temporary impairment recognized:	
9.1.	Part 1, Column 14	
9.2.	Part 2, Section 1, Column 17	
9.3.	Part 2, Section 2, Column 14	
9.4.	Part 4, Column 13	
10.	Total investment income recognized as a result of prepayment penalties and/or acceleration fees, Note 5Q, Line 2	
11.	Book/adjusted carrying value at end of current period (Lines 1+2+3+4+5-6-7+8-9+10)	50,500,326
12.	Deduct total nonadmitted amounts	
13.	Statement value at end of current period (Line 11 minus Line 12)	50,500,326

ANNUAL STATEMENT FOR THE YEAR 2022 OF THE American Maturity Life Insurance Company

SCHEDULE D - SUMMARY BY COUNTRY

Long-Term Bonds and Stocks OWNED December 31 of Current Year

Description		1 Book/Adjusted Carrying Value	2 Fair Value	3 Actual Cost	4 Par Value of Bonds
BONDS					
Governments (Including all obligations guaranteed by governments)	1. United States	50,500,327	48,417,392	50,332,128	51,272,000
	2. Canada				
	3. Other Countries				
	4. Totals	50,500,327	48,417,392	50,332,128	51,272,000
U.S. States, Territories and Possessions (Direct and guaranteed)	5. Totals				
U.S. Political Subdivisions of States, Territories and Possessions (Direct and guaranteed)	6. Totals				
U.S. Special Revenue and Special Assessment Obligations and all Non- Guaranteed Obligations of Agencies and Authorities of Governments and their Political Subdivisions	7. Totals				
Industrial and Miscellaneous, SVO Identified Funds, Unaffiliated Bank Loans, Unaffiliated Certificates of Deposit and Hybrid Securities (unaffiliated)	8. United States				
	9. Canada				
	10. Other Countries				
	11. Totals				
Parent, Subsidiaries and Affiliates	12. Totals				
	13. Total Bonds	50,500,327	48,417,392	50,332,128	51,272,000
PREFERRED STOCKS					
Industrial and Miscellaneous (unaffiliated)	14. United States				
	15. Canada				
	16. Other Countries				
	17. Totals				
Parent, Subsidiaries and Affiliates	18. Totals				
	19. Total Preferred Stocks				
COMMON STOCKS					
Industrial and Miscellaneous (unaffiliated), Mutual Funds, Unit Investment Trusts, Closed-End Funds and Exchange Traded Funds	20. United States				
	21. Canada				
	22. Other Countries				
	23. Totals				
Parent, Subsidiaries and Affiliates	24. Totals				
	25. Total Common Stocks				
	26. Total Stocks				
	27. Total Bonds and Stocks	50,500,327	48,417,392	50,332,128	

ANNUAL STATEMENT FOR THE YEAR 2022 OF THE American Maturity Life Insurance Company

SCHEDULE D - PART 1A - SECTION 1

Quality and Maturity Distribution of All Bonds Owned December 31, at Book/Adjusted Carrying Values by Major Types of Issues and NAIC Designations

NAIC Designation	1 1 Year or Less	2 Over 1 Year Through 5 Years	3 Over 5 Years Through 10 Years	4 Over 10 Years Through 20 Years	5 Over 20 Years	6 No Maturity Date	7 Total Current Year	8 Col. 7 as a % of Line 12.7	9 Total from Col. 7 Prior Year	10 % From Col. 8 Prior Year	11 Total Publicly Traded	12 Total Privately Placed (a)
1. U.S. Governments												
1.1 NAIC 1	20,844,227	21,228,794	8,427,305			XXX	50,500,327	100.0	47,257,733	100.0	50,500,327	
1.2 NAIC 2						XXX						
1.3 NAIC 3						XXX						
1.4 NAIC 4						XXX						
1.5 NAIC 5						XXX						
1.6 NAIC 6						XXX						
1.7 Totals	20,844,227	21,228,794	8,427,305			XXX	50,500,327	100.0	47,257,733	100.0	50,500,327	
2. All Other Governments												
2.1 NAIC 1						XXX						
2.2 NAIC 2						XXX						
2.3 NAIC 3						XXX						
2.4 NAIC 4						XXX						
2.5 NAIC 5						XXX						
2.6 NAIC 6						XXX						
2.7 Totals						XXX						
3. U.S. States, Territories and Possessions etc., Guaranteed												
3.1 NAIC 1						XXX						
3.2 NAIC 2						XXX						
3.3 NAIC 3						XXX						
3.4 NAIC 4						XXX						
3.5 NAIC 5						XXX						
3.6 NAIC 6						XXX						
3.7 Totals						XXX						
4. U.S. Political Subdivisions of States, Territories and Possessions, Guaranteed												
4.1 NAIC 1						XXX						
4.2 NAIC 2						XXX						
4.3 NAIC 3						XXX						
4.4 NAIC 4						XXX						
4.5 NAIC 5						XXX						
4.6 NAIC 6						XXX						
4.7 Totals						XXX						
5. U.S. Special Revenue & Special Assessment Obligations, etc., Non-Guaranteed												
5.1 NAIC 1						XXX						
5.2 NAIC 2						XXX						
5.3 NAIC 3						XXX						
5.4 NAIC 4						XXX						
5.5 NAIC 5						XXX						
5.6 NAIC 6						XXX						
5.7 Totals						XXX						

S105

ANNUAL STATEMENT FOR THE YEAR 2022 OF THE American Maturity Life Insurance Company

SCHEDULE D - PART 1A - SECTION 1 (Continued)

Quality and Maturity Distribution of All Bonds Owned December 31, at Book/Adjusted Carrying Values by Major Types of Issues and NAIC Designations

NAIC Designation	1 1 Year or Less	2 Over 1 Year Through 5 Years	3 Over 5 Years Through 10 Years	4 Over 10 Years Through 20 Years	5 Over 20 Years	6 No Maturity Date	7 Total Current Year	8 Col. 7 as a % of Line 12.7	9 Total from Col. 7 Prior Year	10 % From Col. 8 Prior Year	11 Total Publicly Traded	12 Total Privately Placed (a)
6. Industrial & Miscellaneous (Unaffiliated)												
6.1 NAIC 1						XXX						
6.2 NAIC 2						XXX						
6.3 NAIC 3						XXX						
6.4 NAIC 4						XXX						
6.5 NAIC 5						XXX						
6.6 NAIC 6						XXX						
6.7 Totals						XXX						
7. Hybrid Securities												
7.1 NAIC 1						XXX						
7.2 NAIC 2						XXX						
7.3 NAIC 3						XXX						
7.4 NAIC 4						XXX						
7.5 NAIC 5						XXX						
7.6 NAIC 6						XXX						
7.7 Totals						XXX						
8. Parent, Subsidiaries and Affiliates												
8.1 NAIC 1						XXX						
8.2 NAIC 2						XXX						
8.3 NAIC 3						XXX						
8.4 NAIC 4						XXX						
8.5 NAIC 5						XXX						
8.6 NAIC 6						XXX						
8.7 Totals						XXX						
9. SVO Identified Funds												
9.1 NAIC 1	XXX	XXX	XXX	XXX	XXX							
9.2 NAIC 2	XXX	XXX	XXX	XXX	XXX							
9.3 NAIC 3	XXX	XXX	XXX	XXX	XXX							
9.4 NAIC 4	XXX	XXX	XXX	XXX	XXX							
9.5 NAIC 5	XXX	XXX	XXX	XXX	XXX							
9.6 NAIC 6	XXX	XXX	XXX	XXX	XXX							
9.7 Totals	XXX	XXX	XXX	XXX	XXX							
10. Unaffiliated Bank Loans												
10.1 NAIC 1						XXX						
10.2 NAIC 2						XXX						
10.3 NAIC 3						XXX						
10.4 NAIC 4						XXX						
10.5 NAIC 5						XXX						
10.6 NAIC 6						XXX						
10.7 Totals						XXX						
11. Unaffiliated Certificates of Deposit												
11.1 NAIC 1						XXX		XXX		XXX		
11.2 NAIC 2						XXX		XXX		XXX		
11.3 NAIC 3						XXX		XXX		XXX		
11.4 NAIC 4						XXX		XXX		XXX		
11.5 NAIC 5						XXX		XXX		XXX		
11.6 NAIC 6						XXX		XXX		XXX		
11.7 Totals						XXX		XXX		XXX		

9015

ANNUAL STATEMENT FOR THE YEAR 2022 OF THE American Maturity Life Insurance Company

SCHEDULE D - PART 1A - SECTION 1 (Continued)

Quality and Maturity Distribution of All Bonds Owned December 31, at Book/Adjusted Carrying Values by Major Types of Issues and NAIC Designations

NAIC Designation	1 1 Year or Less	2 Over 1 Year Through 5 Years	3 Over 5 Years Through 10 Years	4 Over 10 Years Through 20 Years	5 Over 20 Years	6 No Maturity Date	7 Total Current Year	8 Col. 7 as a % of Line 12.7	9 Total from Col. 7 Prior Year	10 % From Col. 8 Prior Year	11 Total Publicly Traded	12 Total Privately Placed (a)
12. Total Bonds Current Year												
12.1 NAIC 1	(d) 20,844,227	21,228,794	8,427,305				50,500,327	100.0	XXX	XXX	50,500,327	
12.2 NAIC 2	(d)								XXX	XXX		
12.3 NAIC 3	(d)								XXX	XXX		
12.4 NAIC 4	(d)								XXX	XXX		
12.5 NAIC 5	(d)								XXX	XXX		
12.6 NAIC 6	(d)						(c)		XXX	XXX		
12.7 Totals	20,844,227	21,228,794	8,427,305				(b) 50,500,327	100.0	XXX	XXX	50,500,327	
12.8 Line 12.7 as a % of Col. 7	41.3	42.0	16.7				100.0	XXX	XXX	XXX	100.0	
13. Total Bonds Prior Year												
13.1 NAIC 1	25,513,538	13,312,034	8,432,162				XXX	XXX	47,257,733	100.0	47,257,733	
13.2 NAIC 2							XXX	XXX				
13.3 NAIC 3							XXX	XXX				
13.4 NAIC 4							XXX	XXX				
13.5 NAIC 5							XXX	XXX	(c)			
13.6 NAIC 6							XXX	XXX	(c)			
13.7 Totals	25,513,538	13,312,034	8,432,162				XXX	XXX	(b) 47,257,733	100.0	47,257,733	
13.8 Line 13.7 as a % of Col. 9	54.0	28.2	17.8				XXX	XXX	100.0	XXX	100.0	
14. Total Publicly Traded Bonds												
14.1 NAIC 1	20,844,227	21,228,794	8,427,305				50,500,326	100.0	47,257,733	100.0	50,500,326	XXX
14.2 NAIC 2												XXX
14.3 NAIC 3												XXX
14.4 NAIC 4												XXX
14.5 NAIC 5												XXX
14.6 NAIC 6												XXX
14.7 Totals	20,844,227	21,228,794	8,427,305				50,500,326	100.0	47,257,733	100.0	50,500,326	XXX
14.8 Line 14.7 as a % of Col. 7	41.3	42.0	16.7				100.0	XXX	XXX	XXX	100.0	XXX
14.9 Line 14.7 as a % of Line 12.7, Col. 7, Section 12	41.3	42.0	16.7				100.0	XXX	XXX	XXX	100.0	XXX
15. Total Privately Placed Bonds												
15.1 NAIC 1							1	0.0			XXX	1
15.2 NAIC 2											XXX	
15.3 NAIC 3											XXX	
15.4 NAIC 4											XXX	
15.5 NAIC 5											XXX	
15.6 NAIC 6											XXX	
15.7 Totals							1	0.0			XXX	1
15.8 Line 15.7 as a % of Col. 7	64.8	(11.1)	46.3				100.0	XXX	XXX	XXX	XXX	100.0
15.9 Line 15.7 as a % of Line 12.7, Col. 7, Section 12	0.0	0.0	0.0				0.0	XXX	XXX	XXX	XXX	0.0

(a) Includes \$ freely tradable under SEC Rule 144 or qualified for resale under SEC Rule 144A.

(b) Includes \$ current year of bonds with Z designations and \$ prior year of bonds with Z designations. The letter "Z" means the NAIC designation was not assigned by the Securities Valuation Office (SVO) at the date of the statement.

(c) Includes \$ current year, \$ prior year of bonds with 5GI designations and \$ current year, \$ prior year of bonds with 6* designations. "5GI" means the NAIC designation was assigned by the (SVO) in reliance on the insurer's certification that the issuer is current in all principal and interest payments. "6*" means the NAIC designation was assigned by the SVO due to inadequate certification of principal and interest payments.

(d) Includes the following amount of short-term and cash equivalent bonds by NAIC designation: NAIC 1 \$; NAIC 2 \$; NAIC 3 \$; NAIC 4 \$; NAIC 5 \$; NAIC 6 \$

ANNUAL STATEMENT FOR THE YEAR 2022 OF THE American Maturity Life Insurance Company

SCHEDULE D - PART 1A - SECTION 2

Maturity Distribution of All Bonds Owned December 31, at Book/Adjusted Carrying Values by Major Type and Subtype of Issues

Distribution by Type	1 1 Year or Less	2 Over 1 Year Through 5 Years	3 Over 5 Years Through 10 Years	4 Over 10 Years Through 20 Years	5 Over 20 Years	6 No Maturity Date	7 Total Current Year	8 Col. 7 as a % of Line 12.09	9 Total from Col. 7 Prior Year	10 % From Col. 8 Prior Year	11 Total Publicly Traded	12 Total Privately Placed
1. U.S. Governments												
1.01 Issuer Obligations	20,844,227	21,228,794	8,427,305			XXX	50,500,327	100.0	47,257,733	100.0	50,500,327	
1.02 Residential Mortgage-Backed Securities						XXX						
1.03 Commercial Mortgage-Backed Securities						XXX						
1.04 Other Loan-Backed and Structured Securities ...						XXX						
1.05 Totals	20,844,227	21,228,794	8,427,305			XXX	50,500,327	100.0	47,257,733	100.0	50,500,327	
2. All Other Governments												
2.01 Issuer Obligations						XXX						
2.02 Residential Mortgage-Backed Securities						XXX						
2.03 Commercial Mortgage-Backed Securities						XXX						
2.04 Other Loan-Backed and Structured Securities ...						XXX						
2.05 Totals						XXX						
3. U.S. States, Territories and Possessions, Guaranteed												
3.01 Issuer Obligations						XXX						
3.02 Residential Mortgage-Backed Securities						XXX						
3.03 Commercial Mortgage-Backed Securities						XXX						
3.04 Other Loan-Backed and Structured Securities ...						XXX						
3.05 Totals						XXX						
4. U.S. Political Subdivisions of States, Territories and Possessions, Guaranteed												
4.01 Issuer Obligations						XXX						
4.02 Residential Mortgage-Backed Securities						XXX						
4.03 Commercial Mortgage-Backed Securities						XXX						
4.04 Other Loan-Backed and Structured Securities ...						XXX						
4.05 Totals						XXX						
5. U.S. Special Revenue & Special Assessment Obligations etc., Non-Guaranteed												
5.01 Issuer Obligations						XXX						
5.02 Residential Mortgage-Backed Securities						XXX						
5.03 Commercial Mortgage-Backed Securities						XXX						
5.04 Other Loan-Backed and Structured Securities ...						XXX						
5.05 Totals						XXX						
6. Industrial and Miscellaneous												
6.01 Issuer Obligations						XXX						
6.02 Residential Mortgage-Backed Securities						XXX						
6.03 Commercial Mortgage-Backed Securities						XXX						
6.04 Other Loan-Backed and Structured Securities ...						XXX						
6.05 Totals						XXX						
7. Hybrid Securities												
7.01 Issuer Obligations						XXX						
7.02 Residential Mortgage-Backed Securities						XXX						
7.03 Commercial Mortgage-Backed Securities						XXX						
7.04 Other Loan-Backed and Structured Securities ...						XXX						
7.05 Totals						XXX						
8. Parent, Subsidiaries and Affiliates												
8.01 Issuer Obligations						XXX						
8.02 Residential Mortgage-Backed Securities						XXX						
8.03 Commercial Mortgage-Backed Securities						XXX						
8.04 Other Loan-Backed and Structured Securities ...						XXX						
8.05 Affiliated Bank Loans - Issued						XXX						
8.06 Affiliated Bank Loans - Acquired						XXX						
8.07 Totals						XXX						

8018

ANNUAL STATEMENT FOR THE YEAR 2022 OF THE American Maturity Life Insurance Company

SCHEDULE D - PART 1A - SECTION 2 (Continued)

Maturity Distribution of All Bonds Owned December 31, at Book/Adjusted Carrying Values by Major Type and Subtype of Issues

Distribution by Type	1 1 Year or Less	2 Over 1 Year Through 5 Years	3 Over 5 Years Through 10 Years	4 Over 10 Years Through 20 Years	5 Over 20 Years	6 No Maturity Date	7 Total Current Year	8 Col. 7 as a % of Line 12.09	9 Total from Col. 7 Prior Year	10 % From Col. 8 Prior Year	11 Total Publicly Traded	12 Total Privately Placed
9. SVO Identified Funds												
9.01 Exchange Traded Funds Identified by the SVO	XXX	XXX	XXX	XXX	XXX							
10. Unaffiliated Bank Loans												
10.01 Unaffiliated Bank Loans - Issued						XXX						
10.02 Unaffiliated Bank Loans - Acquired						XXX						
10.03 Totals						XXX						
11. Unaffiliated Certificates of Deposit												
11.01 Totals						XXX			XXX	XXX		
12. Total Bonds Current Year												
12.01 Issuer Obligations	20,844,227	21,228,794	8,427,305			XXX	50,500,327	100.0	XXX	XXX	50,500,327	
12.02 Residential Mortgage-Backed Securities						XXX			XXX	XXX		
12.03 Commercial Mortgage-Backed Securities						XXX			XXX	XXX		
12.04 Other Loan-Backed and Structured Securities						XXX			XXX	XXX		
12.05 SVO Identified Funds	XXX	XXX	XXX	XXX	XXX				XXX	XXX		
12.06 Affiliated Bank Loans						XXX			XXX	XXX		
12.07 Unaffiliated Bank Loans						XXX			XXX	XXX		
12.08 Unaffiliated Certificates of Deposit						XXX			XXX	XXX		
12.09 Totals	20,844,227	21,228,794	8,427,305				50,500,327	100.0	XXX	XXX	50,500,327	
12.10 Line 12.09 as a % of Col. 7	41.3	42.0	16.7				100.0	XXX	XXX	XXX	100.0	
13. Total Bonds Prior Year												
13.01 Issuer Obligations	25,513,538	13,312,034	8,432,162			XXX	XXX	XXX	47,257,733	100.0	47,257,733	
13.02 Residential Mortgage-Backed Securities						XXX	XXX	XXX				
13.03 Commercial Mortgage-Backed Securities						XXX	XXX	XXX				
13.04 Other Loan-Backed and Structured Securities						XXX	XXX	XXX				
13.05 SVO Identified Funds	XXX	XXX	XXX	XXX	XXX							
13.06 Affiliated Bank Loans						XXX	XXX	XXX				
13.07 Unaffiliated Bank Loans						XXX	XXX	XXX				
13.08 Unaffiliated Certificates of Deposit						XXX	XXX	XXX				
13.09 Totals	25,513,538	13,312,034	8,432,162				XXX	XXX	47,257,733	100.0	47,257,733	
13.10 Line 13.09 as a % of Col. 9	54.0	28.2	17.8				XXX	XXX	100.0	XXX	100.0	
14. Total Publicly Traded Bonds												
14.01 Issuer Obligations	20,844,227	21,228,794	8,427,305			XXX	50,500,326	100.0	47,257,733	100.0	50,500,326	XXX
14.02 Residential Mortgage-Backed Securities						XXX						XXX
14.03 Commercial Mortgage-Backed Securities						XXX						XXX
14.04 Other Loan-Backed and Structured Securities						XXX						XXX
14.05 SVO Identified Funds	XXX	XXX	XXX	XXX	XXX							XXX
14.06 Affiliated Bank Loans						XXX						XXX
14.07 Unaffiliated Bank Loans						XXX						XXX
14.08 Unaffiliated Certificates of Deposit						XXX			XXX	XXX		XXX
14.09 Totals	20,844,227	21,228,794	8,427,305				50,500,326	100.0	47,257,733	100.0	50,500,326	XXX
14.10 Line 14.09 as a % of Col. 7	41.3	42.0	16.7				100.0	XXX	XXX	XXX	100.0	XXX
14.11 Line 14.09 as a % of Line 12.09, Col. 7, Section 12	41.3	42.0	16.7				100.0	XXX	XXX	XXX	100.0	XXX
15. Total Privately Placed Bonds												
15.01 Issuer Obligations						XXX	1	0.0			XXX	1
15.02 Residential Mortgage-Backed Securities						XXX					XXX	
15.03 Commercial Mortgage-Backed Securities						XXX					XXX	
15.04 Other Loan-Backed and Structured Securities						XXX					XXX	
15.05 SVO Identified Funds	XXX	XXX	XXX	XXX	XXX						XXX	
15.06 Affiliated Bank Loans						XXX					XXX	
15.07 Unaffiliated Bank Loans						XXX					XXX	
15.08 Unaffiliated Certificates of Deposit						XXX			XXX	XXX	XXX	
15.09 Totals							1	0.0			XXX	1
15.10 Line 15.09 as a % of Col. 7	64.8	(11.1)	46.3				100.0	XXX	XXX	XXX	XXX	100.0
15.11 Line 15.09 as a % of Line 12.09, Col. 7, Section 12	0.0	0.0	0.0				0.0	XXX	XXX	XXX	XXX	0.0

6015

SCHEDULE DA - VERIFICATION BETWEEN YEARS

Short-Term Investments

	1 Total	2 Bonds	3 Mortgage Loans	4 Other Short-term Investment Assets (a)	5 Investments in Parent, Subsidiaries and Affiliates
1. Book/adjusted carrying value, December 31 of prior year	599,914	599,914			
2. Cost of short-term investments acquired					
3. Accrual of discount86	.86			
4. Unrealized valuation increase (decrease)					
5. Total gain (loss) on disposals					
6. Deduct consideration received on disposals	600,000	600,000			
7. Deduct amortization of premium					
8. Total foreign exchange change in book/adjusted carrying value					
9. Deduct current year's other than temporary impairment recognized					
10. Book/adjusted carrying value at end of current period (Lines 1+2+3+4+5-6-7+8-9)					
11. Deduct total nonadmitted amounts					
12. Statement value at end of current period (Line 10 minus Line 11)					

(a) Indicate the category of such assets, for example, joint ventures, transportation equipment:

Schedule DB - Part A - Verification - Options, Caps, Floors, Collars, Swaps and Forwards

NONE

Schedule DB - Part B - Verification - Futures Contracts

NONE

Schedule DB - Part C - Section 1 - Replication (Synthetic Asset) Transactions (RSATs) Open

NONE

Schedule DB-Part C-Section 2-Reconciliation of Replication (Synthetic Asset) Transactions Open

NONE

Schedule DB - Verification - Book/Adjusted Carrying Value, Fair Value and Potential Exposure of Derivatives

NONE

Schedule E - Part 2 - Verification - Cash Equivalents

NONE

Schedule A - Part 1 - Real Estate Owned

NONE

Schedule A - Part 2 - Real Estate Acquired and Additions Made

NONE

Schedule A - Part 3 - Real Estate Disposed

NONE

Schedule B - Part 1 - Mortgage Loans Owned

NONE

Schedule B - Part 2 - Mortgage Loans Acquired and Additions Made

NONE

Schedule B - Part 3 - Mortgage Loans Disposed, Transferred or Repaid

NONE

Schedule BA - Part 1 - Other Long-Term Invested Assets Owned

NONE

Schedule BA - Part 2 - Other Long-Term Invested Assets Acquired and Additions Made

NONE

Schedule BA - Part 3 - Other Long-Term Invested Assets Disposed, Transferred or Repaid

N O N E

ANNUAL STATEMENT FOR THE YEAR 2022 OF THE American Maturity Life Insurance Company

SCHEDULE D - PART 1

Showing All Long-Term BONDS Owned December 31 of Current Year

1	2	Codes			6	7	Fair Value		10	11	Change in Book/Adjusted Carrying Value				Interest					Dates	
		3	4	5			8	9			12	13	14	15	16	17	18	19	20	21	22
CUSIP Identification	Description	C o d e	F o r e i g n	B o n d C h a r	NAIC Designation, NAIC Designation Modifier and SVO Administrative Symbol	Actual Cost	Rate Used to Obtain Fair Value	Fair Value	Par Value	Book/ Adjusted Carrying Value	Unrealized Valuation Increase/ (Decrease)	Current Year's (Amortization) Accretion	Current Year's Other-Than-Temporary Impairment Recognized	Total Foreign Exchange Change in Book/ Adjusted Carrying Value	Rate of	Effective Rate of	When Paid	Admitted Amount Due and Accrued	Amount Received During Year	Acquired	Stated Contractual Maturity Date
912828-5K-2	TREASURY NOTE				1.A	1,395,789	.98 5040	1,379,055	1,400,000	1,399,261		871			2.875	2.940	AO	6,966	40,250	10/30/2018	10/31/2023
912828-5K-2	TREASURY NOTE	.SD			1.A	1,296,090	.98 5040	1,280,551	1,300,000	1,299,314		809			2.875	2.940	AO	6,469	37,375	10/30/2018	10/31/2023
912828-6R-6	TREASURY NOTE				1.A	4,153,761	.96 8280	4,042,573	4,175,000	4,159,544		5,404			2.250	2.535	AO	25,269	77,063	07/12/2022	04/30/2024
912828-6R-6	TREASURY NOTE	.SD			1.A	524,856	.96 8280	508,348	525,000	524,960		29			2.250	2.256	AO	2,023	11,813	05/07/2019	04/30/2024
912828-S3-5	TREASURY NOTE				1.A	10,117	.98 4260	9,843	10,000	10,009		(17)			1.375	1.200	JD	5,088	69	07/06/2016	06/30/2023
912828-S3-5	TREASURY NOTE	.SD			1.A	728,409	.98 4260	708,665	720,000	720,622		(1,241)			1.375	1.200	JD	4,977	4,950	07/06/2016	06/30/2023
912828-T9-1	TREASURY NOTE				1.A	197,945	.97 5200	195,039	200,000	199,743		306			1.625	1.782	AO	563	3,250	11/09/2016	10/31/2023
912828-U2-4	TREASURY NOTE	.SD			1.A	526,904	.92 4570	508,514	550,000	540,262		2,369			2.000	2.483	MN	1,428	16,500	01/03/2017	11/15/2026
912828-VB-3	TREASURY NOTE				1.A	337,485	.98 9530	338,420	342,000	341,817		487			1.750	1.896	MN	777	5,985	05/10/2013	05/15/2023
912828-ZF-0	TREASURY NOTE				1.A	350,479	.91 8440	321,453	350,000	350,217		(96)			0.500	0.472	MS	450	1,750	04/07/2020	03/31/2025
912828-ZF-0	TREASURY NOTE	.SD			1.A	5,257,178	.91 8440	4,821,794	5,250,000	5,253,256		(1,441)			0.500	0.472	MS	6,744	26,250	04/07/2020	03/31/2025
91282C-AW-1	TREASURY NOTE				1.A	16,752,832	.96 1560	16,827,335	17,500,000	16,873,461		120,629			0.250	4.497	MN	5,680	21,875	10/28/2022	11/15/2023
91282C-CE-9	TREASURY NOTE				1.A	8,434,781	.86 5780	7,272,560	8,400,000	8,427,305		(4,857)			1.250	1.188	MN	9,231	105,000	06/15/2021	05/31/2028
91282C-ER-8	TREASURY NOTE				1.A	1,721,221	.97 0200	1,697,841	1,750,000	1,729,072		7,851			2.500	3.375	MN	3,846	21,875	06/14/2022	05/31/2024
91282C-EU-1	TREASURY NOTE				1.A	8,644,281	.96 6520	8,505,402	8,800,000	8,671,482		27,201			2.875	3.502	JD	11,816	126,500	06/14/2022	06/15/2025
0019999999	Subtotal - Bonds - U.S. Governments - Issuer Obligations					50,332,128	XXX	48,417,392	51,272,000	50,500,327		158,305			XXX	XXX	XXX	91,327	500,504	XXX	XXX
0109999999	Total - U.S. Government Bonds					50,332,128	XXX	48,417,392	51,272,000	50,500,327		158,305			XXX	XXX	XXX	91,327	500,504	XXX	XXX
0309999999	Total - All Other Government Bonds						XXX								XXX	XXX	XXX			XXX	XXX
0509999999	Total - U.S. States, Territories and Possessions Bonds						XXX								XXX	XXX	XXX			XXX	XXX
0709999999	Total - U.S. Political Subdivisions Bonds						XXX								XXX	XXX	XXX			XXX	XXX
0909999999	Total - U.S. Special Revenues Bonds						XXX								XXX	XXX	XXX			XXX	XXX
1109999999	Total - Industrial and Miscellaneous (Unaffiliated) Bonds						XXX								XXX	XXX	XXX			XXX	XXX
1309999999	Total - Hybrid Securities						XXX								XXX	XXX	XXX			XXX	XXX
1509999999	Total - Parent, Subsidiaries and Affiliates Bonds						XXX								XXX	XXX	XXX			XXX	XXX
1909999999	Subtotal - Bonds - Unaffiliated Bank Loans						XXX								XXX	XXX	XXX			XXX	XXX
2419999999	Total - Issuer Obligations					50,332,128	XXX	48,417,392	51,272,000	50,500,327		158,305			XXX	XXX	XXX	91,327	500,504	XXX	XXX
2429999999	Total - Residential Mortgage-Backed Securities						XXX								XXX	XXX	XXX			XXX	XXX
2439999999	Total - Commercial Mortgage-Backed Securities						XXX								XXX	XXX	XXX			XXX	XXX
2449999999	Total - Other Loan-Backed and Structured Securities						XXX								XXX	XXX	XXX			XXX	XXX
2459999999	Total - SVO Identified Funds						XXX								XXX	XXX	XXX			XXX	XXX
2469999999	Total - Affiliated Bank Loans						XXX								XXX	XXX	XXX			XXX	XXX
2479999999	Total - Unaffiliated Bank Loans						XXX								XXX	XXX	XXX			XXX	XXX
2489999999	Total - Unaffiliated Certificates of Deposit						XXX								XXX	XXX	XXX			XXX	XXX
2509999999	Total Bonds					50,332,128	XXX	48,417,392	51,272,000	50,500,327		158,305			XXX	XXX	XXX	91,327	500,504	XXX	XXX

1. Line Book/Adjusted Carrying Value by NAIC Designation Category Footnote:
 Number
 1A 1A ..\$50,500,327 1B ..\$ 1C ..\$ 1D ..\$ 1E ..\$ 1F ..\$ 1G ..\$
 1B 2A ..\$ 2B ..\$ 2C ..\$
 1C 3A ..\$ 3B ..\$ 3C ..\$
 1D 4A ..\$ 4B ..\$ 4C ..\$
 1E 5A ..\$ 5B ..\$ 5C ..\$
 1F 6\$

E10

Schedule D - Part 2 - Section 1 - Preferred Stocks Owned

N O N E

Schedule D - Part 2 - Section 2 - Common Stocks Owned

N O N E

ANNUAL STATEMENT FOR THE YEAR 2022 OF THE American Maturity Life Insurance Company

SCHEDULE D - PART 3

Showing All Long-Term Bonds and Stocks ACQUIRED During Current Year

1 CUSIP Identification	2 Description	3 Foreign	4 Date Acquired	5 Name of Vendor	6 Number of Shares of Stock	7 Actual Cost	8 Par Value	9 Paid for Accrued Interest and Dividends
912828-6R-6	TREASURY NOTE		07/12/2022	CITIGROUP GLOBAL MARKETS, INC		1,479,492	1,500,000	6,787
91282C-AW-1	TREASURY NOTE		10/28/2022	TD SECURITIES (USA) LLC		16,752,832	17,500,000	20,092
91282C-ER-8	TREASURY NOTE		06/14/2022	JP MORGAN SECURITIES LLC		1,721,221	1,750,000	1,793
91282C-EU-1	TREASURY NOTE		06/14/2022	TD SECURITIES (USA) LLC		8,644,281	8,800,000	
0109999999. Subtotal - Bonds - U.S. Governments						28,597,826	29,550,000	28,671
2509999997. Total - Bonds - Part 3						28,597,826	29,550,000	28,671
2509999998. Total - Bonds - Part 5								
2509999999. Total - Bonds						28,597,826	29,550,000	28,671
4509999997. Total - Preferred Stocks - Part 3							XXX	
4509999998. Total - Preferred Stocks - Part 5							XXX	
4509999999. Total - Preferred Stocks							XXX	
5989999997. Total - Common Stocks - Part 3							XXX	
5989999998. Total - Common Stocks - Part 5							XXX	
5989999999. Total - Common Stocks							XXX	
5999999999. Total - Preferred and Common Stocks							XXX	
6009999999 - Totals						28,597,826	XXX	28,671

ANNUAL STATEMENT FOR THE YEAR 2022 OF THE American Maturity Life Insurance Company

SCHEDULE D - PART 4

Showing All Long-Term Bonds and Stocks SOLD, REDEEMED or Otherwise DISPOSED OF During Current Year

1 CUSIP Identi- fication	2 Description	3 For- eign	4 Disposal Date	5 Name of Purchaser	6 Number of Shares of Stock	7 Con- sideration	8 Par Value	9 Actual Cost	10 Prior Year Book/ Adjusted Carrying Value	Change In Book/Adjusted Carrying Value					16 Book/ Adjusted Carrying Value at Disposal Date	17 Foreign Exchange Gain (Loss) on Disposal	18 Realized Gain (Loss) on Disposal	19 Total Gain (Loss) on Disposal	20 Bond Interest/ Stock Dividends Received During Year	21 Stated Con- tractual Maturity Date
										11 Unrealized Valuation Increase/ Decrease	12 Current Year's (Amor- tization)/ Accretion	13 Current Year's Other- Than- Temporary Impairment Recognized	14 Total Change in Book/ Adjusted Carrying Value (11+12-13)	15 Total Foreign Exchange Change in Book/ Adjusted Carrying Value						
912828-2S-8 ..	TREASURY NOTE06/14/2022 ..	JP MORGAN SECURITIES LLC		1,200,047	1,200,000	1,194,328	1,199,225		528		528		1,199,753		294	294	15,420	08/31/2022 ..
912828-TJ-9 ..	TREASURY NOTE08/15/2022 ..	MATURED		120,000	120,000	118,542	119,894		106		106		120,000				1,950	08/15/2022 ..
912828-TY-6 ..	TREASURY NOTE06/14/2022 ..	JP MORGAN SECURITIES LLC		5,586,875	5,600,000	5,605,906	5,601,741		(907)		(907)		5,600,835		(13,960)	(13,960)	53,166	11/15/2022 ..
912828-W8-9 ..	TREASURY NOTE03/31/2022 ..	MATURED		400,000	400,000	400,578	400,030		(30)		(30)		400,000				3,750	03/31/2022 ..
912828-XW-5 ..	TREASURY NOTE06/30/2022 ..	MATURED		600,000	600,000	595,313	599,512		488		488		600,000				5,250	06/30/2022 ..
91282C-AR-2 ..	TREASURY NOTE10/31/2022 ..	MATURED		17,000,000	17,000,000	16,984,063	16,993,221		6,779		6,779		17,000,000				21,250	10/31/2022 ..
0109999999	Subtotal - Bonds - U.S. Governments					24,906,922	24,920,000	24,898,730	24,913,624		6,964		6,964		24,920,588		(13,666)	(13,666)	100,786	XXX
2509999997	Total - Bonds - Part 4					24,906,922	24,920,000	24,898,730	24,913,624		6,964		6,964		24,920,588		(13,666)	(13,666)	100,786	XXX
2509999998	Total - Bonds - Part 5																			XXX
2509999999	Total - Bonds					24,906,922	24,920,000	24,898,730	24,913,624		6,964		6,964		24,920,588		(13,666)	(13,666)	100,786	XXX
4509999997	Total - Preferred Stocks - Part 4						XXX													XXX
4509999998	Total - Preferred Stocks - Part 5						XXX													XXX
4509999999	Total - Preferred Stocks						XXX													XXX
5989999997	Total - Common Stocks - Part 4						XXX													XXX
5989999998	Total - Common Stocks - Part 5						XXX													XXX
5989999999	Total - Common Stocks						XXX													XXX
5999999999	Total - Preferred and Common Stocks						XXX													XXX
6009999999	Totals					24,906,922	XXX	24,898,730	24,913,624		6,964		6,964		24,920,588		(13,666)	(13,666)	100,786	XXX

E 14

Schedule D - Part 5 - Long Term Bonds and Stocks Acquired and Fully Disposed Of

NONE

Schedule D-Part 6-Section 1-Valuation of Shares of Subsidiary, Controlled or Affiliated Companies

NONE

Schedule D - Part 6 - Section 2

NONE

Schedule DA - Part 1 - Short-Term Investments Owned

NONE

Schedule DB - Part A - Section 1 - Options, Caps, Floors, Collars, Swaps and Forwards Open

NONE

Schedule DB - Part A - Section 2 - Options, Caps, Floors, Collars, Swaps and Forwards Terminated

NONE

Schedule DB - Part B - Section 1 - Futures Contracts Open

NONE

Schedule DB - Part B - Section 1B - Brokers with whom cash deposits have been made

NONE

Schedule DB - Part B - Section 2 - Futures Contracts Terminated

NONE

Schedule DB - Part D - Section 1 - Counterparty Exposure for Derivative Instruments Open

NONE

Schedule DB - Part D - Section 2 - Collateral for Derivative Instruments Open - Pledged By

NONE

Schedule DB - Part D - Section 2 - Collateral for Derivative Instruments Open - Pledged To

NONE

Schedule DB - Part E - Derivatives Hedging Variable Annuity Guarantees as of December 31 of
Current Year

NONE

Schedule DL - Part 1 - Reinvested Collateral Assets Owned

NONE

Schedule DL - Part 2 - Reinvested Collateral Assets Owned

N O N E

SCHEDULE E - PART 2 - CASH EQUIVALENTS

Show Investments Owned December 31 of Current Year

1 CUSIP	2 Description	3 Code	4 Date Acquired	5 Rate of Interest	6 Maturity Date	7 Book/Adjusted Carrying Value	8 Amount of Interest Due and Accrued	9 Amount Received During Year
NONE								
8609999999 - Total Cash Equivalents								

E28

1. Line Book/Adjusted Carrying Value by NAIC Designation Category Footnote:
 Number
 1A 1A ..\$ 1B ..\$ 1C ..\$ 1D ..\$ 1E ..\$ 1F ..\$ 1G ..\$
 1B 2A ..\$ 2B ..\$ 2C ..\$
 1C 3A ..\$ 3B ..\$ 3C ..\$
 1D 4A ..\$ 4B ..\$ 4C ..\$
 1E 5A ..\$ 5B ..\$ 5C ..\$
 1F 6 ..\$

ANNUAL STATEMENT FOR THE YEAR 2022 OF THE American Maturity Life Insurance Company

SCHEDULE E - PART 3 - SPECIAL DEPOSITS

States, Etc.	1 Type of Deposit	2 Purpose of Deposit	Deposits For the Benefit of All Policyholders		All Other Special Deposits	
			3 Book/Adjusted Carrying Value	4 Fair Value	5 Book/Adjusted Carrying Value	6 Fair Value
1. Alabama	AL					
2. Alaska	AK					
3. Arizona	AZ					
4. Arkansas	AR	B LIFE INSURANCE			120,104	118,111
5. California	CA					
6. Colorado	CO					
7. Connecticut	CT	B LIFE INSURANCE	6,552,570	6,102,345		
8. Delaware	DE					
9. District of Columbia	DC					
10. Florida	FL					
11. Georgia	GA	B LIFE INSURANCE			78,584	73,966
12. Hawaii	HI					
13. Idaho	ID					
14. Illinois	IL					
15. Indiana	IN					
16. Iowa	IA					
17. Kansas	KS					
18. Kentucky	KY					
19. Louisiana	LA					
20. Maine	ME					
21. Maryland	MD					
22. Massachusetts	MA	B LIFE INSURANCE			150,130	147,639
23. Michigan	MI					
24. Minnesota	MN					
25. Mississippi	MS					
26. Missouri	MO					
27. Montana	MT					
28. Nebraska	NE					
29. Nevada	NV					
30. New Hampshire	NH					
31. New Jersey	NJ					
32. New Mexico	NM	B LIFE INSURANCE			450,389	442,916
33. New York	NY					
34. North Carolina	NC	B LIFE INSURANCE			524,960	508,348
35. North Dakota	ND					
36. Ohio	OH					
37. Oklahoma	OK					
38. Oregon	OR					
39. Pennsylvania	PA					
40. Rhode Island	RI					
41. South Carolina	SC					
42. South Dakota	SD					
43. Tennessee	TN					
44. Texas	TX					
45. Utah	UT					
46. Vermont	VT					
47. Virginia	VA	B LIFE INSURANCE			461,679	434,548
48. Washington	WA					
49. West Virginia	WV					
50. Wisconsin	WI					
51. Wyoming	WY					
52. American Samoa	AS					
53. Guam	GU					
54. Puerto Rico	PR					
55. U.S. Virgin Islands	VI					
56. Northern Mariana Islands	MP					
57. Canada	CAN					
58. Aggregate Alien and Other	OT	XXX	XXX			
59. Subtotal	XXX	XXX	6,552,570	6,102,345	1,785,845	1,725,526
DETAILS OF WRITE-INS						
5801.						
5802.						
5803.						
5898. Summary of remaining write-ins for Line 58 from overflow page	XXX	XXX				
5899. Totals (Lines 5801 thru 5803 plus 5898)(Line 58 above)	XXX	XXX				